

**ICG UCITS FUNDS (IRELAND) PLC**

(an open-ended variable capital investment company incorporated under the laws of Ireland pursuant to the European Communities (Undertakings for Collective Investment in Transferable Securities) Regulations, 2011) as amended and the Central Bank (Supervision & Enforcement) Act 2013 (Section 48(1))  
(Undertakings for Collective Investment in Transferable Securities) Regulations 2019)

**Report and Audited Financial Statements**

**For the financial year ended 31 March 2021**

**Registration Number: 523039**

<b>TABLE OF CONTENTS</b>	<b>Page</b>
COMPANY INFORMATION	3-4
DEPOSITARY SERVICES PROVIDER'S REPORT	5
DIRECTORS' REPORT	6-10
STATEMENT OF DIRECTORS' RESPONSIBILITIES	11
INVESTMENT MANAGER'S REPORT	12-13
INDEPENDENT AUDITOR'S REPORT TO THE MEMBERS OF ICG UCITS FUNDS (IRELAND) PLC	14-16
STATEMENT OF FINANCIAL POSITION	17-18
STATEMENT OF COMPREHENSIVE INCOME	19
STATEMENT OF CHANGES IN NET ASSETS ATTRIBUTABLE TO HOLDERS OF REDEEMABLE SHARES	20
STATEMENT OF CASH FLOWS	21
NOTES TO THE FINANCIAL STATEMENTS	22-55
SCHEDULE OF INVESTMENTS	56-59
SIGNIFICANT PORTFOLIO CHANGES (Unaudited)	60
ADDITIONAL INFORMATION (Unaudited)	61-62

**COMPANY INFORMATION**

DIRECTORS	John Skelly (Irish) – Independent of the Investment Manager Roddy Stafford (Irish)* – Resigned on 17 June 2021 Dairine MacGinley (Irish)* – Appointed on 17 June 2021 Jason Vickers (UK)  All Directors are non-executive *Independent
REGISTERED OFFICE	2nd Floor, Block E Iveagh Court Harcourt Road Dublin 2 Ireland
ADMINISTRATOR	SS&C Financial Services (Ireland) Limited La Touche House Custom House Dock IFSC Dublin 1 Ireland
LEGAL ADVISOR (as to Irish Law )	Maples and Calder (Ireland) LLP 75 St. Stephen's Green Dublin 2 Ireland
INDEPENDENT AUDITOR	Ernst & Young Harcourt Centre Harcourt Street Dublin 2 Ireland
MANAGER	Carne Global Fund Managers (Ireland) Limited 2 <sup>nd</sup> Floor, Block E Iveagh Court Harcourt Road Dublin 2 Ireland
INVESTMENT MANAGER, DISTRIBUTOR, AND UK FACILITIES AGENT	Intermediate Capital Managers Limited Juxon House 100 St. Paul's Churchyard London EC4M 8BU United Kingdom
DEPOSITARY SERVICES PROVIDER	Citi Depositary Services Ireland Designated Activity Company 1 North Wall Quay Dublin 1 Ireland

**COMPANY INFORMATION (continued)**

COMPANY SECRETARY	Carne Global Financial Services Limited 2nd Floor, Block E Iveagh Court Harcourt Road Dublin 2 Ireland
FRENCH CENTRALISING CORRESPONDENT	Caceis Bank 1-3 Place Valhubert 75013 Paris France
SPANISH DISTRIBUTOR	Seleccion e Inversion de Capital Global Agencia de Valores, S.A. Calle Maria Francisca 9 28002 Madrid Spain
SWEDISH REPRESENTATIVE	Arctic Fund Management AS Stockholm Filial Biblioteksgatan 8 111 46 Stockholm Sweden
INFORMATION AGENT IN GERMANY**	GerFIS – German Fund Information Service UG (Haftungsbeschränkt) Zum Eichhagen 4 21382 Brietlingen Germany

\*\* The Prospectus, the key investor information documents, the Memorandum and Articles of Association of the Company, as well as the audited annual accounts and half-yearly accounts are available free of charge pursuant to Sec. 297(1) of the German Capital Investment Code from the office of the German Information Agent as specified above.



---

**ICG UCITS FUNDS (IRELAND) PLC**

---

**DEPOSITARY REPORT  
For the year ended 31 March 2021**

**Report of the Depositary to the Shareholders**

We have enquired into the conduct of ICG UCITS Funds (Ireland) plc (the “Company”) for the year ended 31 March 2021, in our capacity as Depositary to the Company.

This report including the opinion has been prepared for and solely for the shareholders in the Company as a body, in accordance with the Central Bank of Ireland’s UCITS Regulations, as amended, and for no other purpose. We do not, in giving this opinion, accept or assume responsibility for any other purpose or to any other person to whom this report is shown.

**Responsibilities of the Depositary**

Our duties and responsibilities are outlined in the UCITS Regulations, as amended. One of those duties is to enquire into the conduct of the Company in each annual accounting period and report thereon to the shareholders.

Our report shall state whether, in our opinion, the Company has been managed in that period in accordance with the provisions of the Company’s Memorandum and Articles of Association and the UCITS Regulations, as amended. It is the overall responsibility of the Company to comply with these provisions. If the Company has not so complied, we as Depositary must state why this is the case and outline the steps which we have taken to rectify the situation.

**Basis of Depositary Opinion**

The Depositary conducts such reviews as it, in its reasonable opinion, considers necessary in order to comply with its duties as outlined in UCITS Regulations, as amended, and to ensure that, in all material respects, the Company has been managed (i) in accordance with the limitations imposed on its investment and borrowing powers by the provisions of its constitutional documentation and the appropriate regulations and (ii) otherwise in accordance with the Company’s constitutional documentation and the appropriate regulations.

**Opinion**

In our opinion, the Company has been managed during the year, in all material respects:

- (i) in accordance with the limitations imposed on the investment and borrowing powers of the Company by the Memorandum and Articles of Association and UCITS Regulations, as amended, (‘the Regulations’); and
- (ii) otherwise in accordance with the provisions of the Memorandum and Articles of Association and the Regulations.

**Citi Depositary Services Ireland Designated Activity Company  
1 North Wall Quay  
Dublin**

**Date: 26 July 2021**

Yours faithfully

*Sheenagh Carroll*

**For and on behalf of  
Citi Depositary Services Ireland Designated Activity Company**

**Citi Depositary Services Ireland Designated Activity Company**

Directors: Shane Baily, Hilary Griffey, David Morrison (U.K.), Michael Whelan  
Registered in Ireland: Registration Number 193453. Registered Office: 1 North Wall Quay, Dublin 1.  
Citi Depositary Services Ireland DAC is regulated by the Central Bank of Ireland under the Investment Intermediaries Act, 1995

**DIRECTORS' REPORT**  
**For the financial year ended 31 March 2021**

The Directors present their report together with the audited financial statements of ICG UCITS Funds (Ireland) plc (the "Company") for the financial year ended 31 March 2021.

**Company Background**

The Company is an open-ended umbrella type investment company with variable capital and segregated liability between its sub-funds incorporated in Ireland under the Companies Act 2014 on 29 January 2013 under registration number 523039 and authorised by the Central Bank of Ireland ("Central Bank"), as an Undertaking for Collective Investment in Transferable Securities ("UCITS") pursuant to the European Communities (Undertakings for Collective Investment in Transferable Securities) Regulations, 2011 (the "UCITS Regulations") as amended. The Company is structured in the form of an umbrella fund which can consist of different sub-funds comprising of one or more share classes. The Company was seeded on 5 September 2013 via an in specie transfer of assets from another high yield transaction fund also managed by Intermediate Capital Managers Limited (the "Investment Manager"). As at 31 March 2021, the Company had one sub-fund in existence, ICG High Yield Fund (the "Fund"). These financial statements relate solely to the Fund.

**Principal Activities**

A review of the principal activities, performance and future developments is included in the Investment Manager's Report on page 12 and the succeeding pages.

**ICG High Yield Fund**

The Fund's investment objective is to generate a high level of return with the majority of the Fund being invested in non-government sub-investment grade fixed income and debt securities issued by issuers and listed or traded on a Recognised Market.

**Corporate Governance Code**

A corporate governance code was issued by Irish Funds (the "Irish Funds code") in December 2011 that may be adopted on a voluntary basis by Irish authorised collective investment schemes effective 1 January 2012 with a twelve-month transitional period. The Irish Funds Code may be inspected on/obtained from [www.irishfunds.ie](http://www.irishfunds.ie). On 29 January 2013, the Board adopted the Irish Funds Code having regard for certain other key pillars of governance within the collective investment fund governance structure, including:

- the uniqueness of the independent segregation of duties as between the Investment Manager, the Administrator (with responsibility for the calculation of the net asset value, amongst other duties) and the independent Depositary (with responsibility for safeguarding the assets of the Company and overseeing how the Company is managed), such segregation of duties/functions being achieved through delegation of respective responsibilities to and appointment of suitably qualified and also regulated third party entities who are subject to regulatory supervision.

**DIRECTORS' REPORT (continued)**  
**For the financial year ended 31 March 2021**

**Corporate Governance Code (continued)**

The Company has no employees and all of the Directors are non-executive. Consistent with the regulatory framework applicable to investment fund companies such, the Company, consequently, operates under the delegated model whereby it has delegated management (including investment management), administration and distribution functions to third parties (without abrogating the Board's overall responsibility). The Board has in place mechanisms for monitoring the exercise of such delegated functions which are always subject to the supervision and direction of the Board. These delegations of functions and the appointment of regulated third party entities are detailed in the Company's Prospectus and Supplement. In summary, they are:

1. The Board has delegated the performance of the investment management functions in respect of the Company and of its Fund to the Investment Manager. The Investment Manager has direct responsibility for the decisions relating to the day to day running of the Fund and is accountable to the Board of the Company for the investment performance of the Fund. The Investment Manager has internal controls and risk management processes in place to ensure that all applicable risks pertaining to their management of the Fund is identified, monitored and managed at all times and appropriate reporting is made to the Board on a regular basis. The Investment Manager is regulated by and under the supervision of the Financial Conduct Authority ("FCA");
2. The Board has delegated its responsibilities for administration to SS&C Financial Services (Ireland) Limited (the "Administrator") which has responsibility for the day to day administration of the Company and the Fund including the calculation of the net asset values. The Administrator is regulated by and under the supervision of the Central Bank;
3. The Company also has appointed Citi Depository Services Ireland Designated Activity Company (the "Depository") as custodian of its assets which has responsibility for the safekeeping of such assets in accordance with the UCITS Regulations and exercising independent oversight over how the Company is managed. The Depository is regulated by and under the supervision of the Central Bank.

The Board receives reports on a regular (and at least quarterly) basis from each of its delegated service providers and the Depository which enable it to assess the performance of the delegated service providers and the Depository (as the case may be).

**Future Developments**

The fund has received approval from the Board for a potential restructure of the fund however such plans are not currently being pursued by the investment manager pending market conditions. At such point the fund will seek final CBI approval.

**Results**

The results for the financial year are shown in the Statement of Comprehensive Income on page 18.

**Going Concern**

Management has made an assessment of the Company's ability to continue as a going concern and is satisfied that it has resources to continue in business for the foreseeable future. Furthermore, management is not aware of any material uncertainties that may cast significant doubt upon the Company's ability to continue as a going concern, therefore, the financial statements continue to be prepared on a going concern basis.

**DIRECTORS' REPORT (continued)**  
**For the financial year ended 31 March 2021**

**Connected Persons Transactions**

Regulation 43 of the Central Bank UCITS Regulations "Restrictions of transactions with connected persons" states that "A responsible person shall ensure that any transaction between a UCITS and a connected person conducted a) at arm's length and b) in the best interest of the unit-holders of the UCITS.

The Directors are satisfied that there are arrangements in place evidenced by written procedures to ensure that transactions carried out with connected persons of the Fund are carried out as if negotiated at arm's length and any such transactions are in the best interests of the Shareholders of the Fund. The Directors are satisfied that any transactions entered into with connected persons during the year complied with the aforementioned obligation.

In respect of the year, the Directors are not aware of any contracts or arrangements of any significance in relation to the business of the Company in which the Directors or their connected persons had any interest as defined by the Companies Act 2014, other than those disclosed in Note 15, "Related Party Transactions".

**Adequate accounting records**

The measures taken by the Directors to secure compliance with the Company's obligation to keep adequate accounting records, as per requirement of Section 281 to 285 of the Irish Companies Act 2014, are the use of appropriate systems and procedures and the appointment of SS&C Financial Services (Ireland) Limited. The accounting records are maintained at La Touche House, Custom House Dock, IFSC, Dublin 1, Ireland.

**Risk Management Objectives and Policies**

The primary financial risks the Directors have assessed as being relevant to the Company are market risk, interest rate risk, foreign currency risk, credit risk and liquidity risk. A detailed assessment of the risk management objectives and policies mitigating these risks is outlined in Note 9 of the financial statements.

**Directors**

The Directors of the Company are as follows:

John Skelly (Irish resident)  
Roddy Stafford (Irish)\* – Resigned on 17 June 2021  
Dairine MacGinley (Irish)\* – Appointed on 17 June 2021  
Jason Vickers (UK resident)

\*Independent

**Company Secretary**

Carne Global Financial Services Limited has acted as Secretary of the Company for the year ended 31 March 2021.

**Directors' and Company Secretary Interests**

As at 31 March 2021 and 31 March 2020, none of Directors or the Company Secretary held shares in the Company. For details of Directors' fees paid, see Note 3d of financial statements on page 30.



**DIRECTORS' REPORT (continued)**  
**For the financial year ended 31 March 2021**

**Independent Auditor**

The Company's Independent Auditor, Ernst & Young, were re-appointed during the year in accordance with Section 160(6) of the Companies Act 2014 and have indicated their willingness to continue in office in accordance with Section 160(2) of that Act.

**Directors' Compliance Statement**

The Directors acknowledge that they are responsible for securing the Company's compliance with the relevant obligations as set out in section 225 of the Companies Act, 2014.

The Directors confirm that:

- 1) A compliance policy document has been drawn up that sets out policies, that in their opinion are appropriate to the company, respecting compliance by the Company with its relevant obligations;
- 2) appropriate arrangements or structures are in place that are, in their opinion, designed to secure material compliance with the Company's relevant obligations, and
- 3) during the year, the arrangements or structures referred to in 2) have been reviewed.

**Audit Committee**

Due to the size, nature and the scope of the Fund, the Directors believe that there is no requirement to form an audit committee as the Board is formed of non-executive Directors with two independent Directors and the Company complies with the provisions of the Corporate Governance Code. The Directors have delegated the day to day investment management and administration of the Company to the Investment Manager and to the Administrator respectively and has appointed Citi Depositary Services Ireland DAC as the Depositary of the assets of the Company.

**Relevant Audit Information**

All relevant information in connection with preparing the Auditor's Report has been disclosed to the auditor, and that each Director has taken all necessary steps to make himself or herself aware of all relevant audit information.

**Significant Events During the Year**

On 1 April 2020 and 1 October 2020, the Directors approved the declaration of EUR 12,856 and EUR 11,193 distribution to the shareholders of Class A Euro Dist Class shares at EUR 1.28 per share and EUR 1.11 per share respectively.

The outbreak of the Novel Coronavirus (COVID-19), declared by the World Health Organisation as a global health emergency on the 30th January 2020, has caused disruption to businesses and economic activity which has been reflected in recent fluctuations in global stock markets, which the investment management team continue to monitor closely. The NAV of the fund is made publicly available on a daily basis and communicated to investors periodically. The Manager is monitoring developments relating to COVID-19 and is coordinating its operational response based on existing business continuity plans and on guidance from global health organisations, Irish government and general pandemic response best practice.

There was an updated prospectus issued in March in relation to Sustainable Finance Disclosure Regulation (SFDR) regulation which came effective 10 March 2021.

ICG UCITS FUNDS (IRELAND) PLC

---

**DIRECTORS' REPORT (continued)**  
**For the financial year ended 31 March 2021**

**Significant Events During the Year (continued)**

There were no other significant events that happened during the financial year ended 31 March 2021.

**Political Donations**


No political donations were made during the year. (2020: Nil).

**Subsequent Events**

On 1 April 2021, the Directors approved the declaration of EUR 11,344 distribution to the shareholders of Class A Euro Dist Class shares at EUR 1.13 per share.

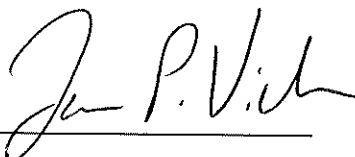
Dairine MacGinley was appointed as Director on 17 June 2021 and Roddy Stafford resigned on the same date.

Signed on behalf of the Board of Directors:



---

Director



---

Director

Date: 26 July 2021

**STATEMENT OF DIRECTORS' RESPONSIBILITIES**  
**For the financial year ended 31 March 2021**

The Directors are responsible for preparing the Annual Report and Company's financial statements, in accordance with applicable law and regulations.

Company law requires the Directors to prepare financial statements for each financial year. Under that law they have elected to prepare the financial statements in accordance with International Financial Reporting Standards (IFRS) as adopted by the EU and applicable law.

Under company law the Directors must not approve the financial statements unless they are satisfied that they give a true and fair view of the assets, liabilities and financial position of the Company and of its changes in net assets attributable to holders of redeemable participating shares for that year. In preparing the financial statements, the Directors are required to:

- select suitable accounting policies and then apply them consistently;
- make judgments and estimates that are reasonable and prudent;
- state that the financial statements comply with IFRS as adopted by the EU; and
- prepare the financial statements on the going concern basis unless it is inappropriate to presume that the Company will continue in business.


The Directors confirm that they believe that they have complied with the above requirements in preparing the financial statements.

The Directors are responsible for keeping adequate accounting records as per the requirement of Section 281 to 285 of the Irish Companies Act 2014 which disclose with reasonable accuracy at any time the assets, liabilities, financial position and profit or loss of the Company and enable them to ensure that its financial statements comply with the Companies Act 2014 and the European Communities (Undertakings for Collective Investment in Transferable Securities) Regulations 2011 and the Central Bank (Supervision and Enforcement) Act 2013 (Section 48(1)) (Undertakings for Collective Investment in Transferable Securities) Regulations 2019 (the "Central Bank UCITS Regulations"). They have general responsibility for taking such steps as are reasonably open to them to safeguard the assets of the Company. In this regard they have entrusted the assets of the Company to a trustee for safe-keeping. They have general responsibility for taking such steps as are reasonably open to them to prevent and detect fraud and other irregularities. The Directors are also responsible for preparing a Directors' Report that complies with the requirements of the Companies Act 2014.


The Directors are also responsible for the maintenance and integrity of the corporate and financial information of the Company. Legislation in Ireland governing preparation and dissemination of financial statements may differ from legislation in other jurisdictions.

To the best of our knowledge and belief, the information contained in this document is accurate and complete.

Signed on behalf of the Board of Directors:



Director



Director

Date: 26 July 2021

**INVESTMENT MANAGER'S REPORT**  
**For the financial year ended 31 March 2021**

**ICG High Yield Bond Fund**

**Period 31 March 2020 – 31 March 2021**

The Fund slightly underperformed the benchmark for the 12 months to March 2021, returning 20.27% gross/19.37% net against the benchmark return of 20.46%.

We are pleased with the overall performance for the year despite some individual disappointments on credits.

Our thesis that private equity backed deals with large real cash equity cheques had much lower default risk than ascribed by the rating agencies proved correct throughout 2020, with support offered to Covid challenged businesses that had significant intrinsic value. We continue to believe in this theme as we go through 2021. Going into the end of the year 2020, markets continued to rally despite increasingly negative Covid news over the winter in the Northern Hemisphere and significant political activity with the US election and a Brexit deal finally being negotiated at the last minute. Clearly, the big macro story at the turn of the year was the positive vaccine results and the start of the roll out of vaccines, which showed encouraging signs that life could return to some sort of normality in 2021.

After a strong summer 2020 performance, most risk markets traded off in early Q4 2020 as a number of risks to the outlook re-surfaced. The rise in Covid-19 new cases in Europe and the UK that started in August started to accelerate quickly. This led to the tightening of local containment measures and concerns about the potential negative impact on businesses, consumers and broader economic growth. The US also saw daily new cases re-accelerate from already high levels, causing a number of states to tighten containment measures. Economic data released in September indicated that the strong recovery of late spring and summer started to moderate in August and into September. August services PMIs dipped in most countries, and mobility data and employment gains levelled off after steep climbs earlier in the year. Adding to the negative sentiment, UK negotiations with the EU on a post-transition period trade agreement hit more political snags, and an agreement on a new fiscal package by the US congress remained elusive.

In December, markets largely ignored surging COVID-19 cases and new lockdown measures in Europe and the US, focusing more on the potential positive growth implications of the roll-out of COVID-19 vaccination programs and continued highly supportive economic policies. On top of the positive vaccine news, sentiment was boosted by an agreement on a new \$900bn fiscal support program by the US Congress and the go-ahead for the EU's EUR 750bn Recovery Fund after getting agreement from Hungary and Poland. The ECB announced it would increase its emergency bond-buying program by EUR 500bn and extend the program to at least March 2022. The Federal Reserve reconfirmed its open-ended commitment to buy at least \$120bn of debt on a monthly basis. Also of significance, the EU and UK finalised a trade agreement that avoided a worst-case no-deal Brexit scenario. The combination of positive vaccine news, large new fiscal packages and expected continued highly accommodative monetary policy provided support to most risk assets.

Q1 2021 brought with it a market sell-off sparked by inflation fears and the sharp rise in government bond yields. However, the losses were quickly reversed as the combination of dovish statements from the Federal Reserve and the ECB, the passage of the Biden administration's \$1.9tr COVID-19 stimulus package and indications of more large-scale US fiscal support to come helped boost investor confidence. The S&P 500 hit an all-time high during March 2021, and the EuroStoxx 50 reached its highest level since 2008. Eurozone flash March PMIs surprised on the upside with the manufacturing PMI rising to 62.4, its highest level on record and the services PMI rising to a seven-month high of 48.8 (though still indicating contraction). US PMIs were also strong, with manufacturing and services PMIs rising to 59.0 and 60.0, respectively.

**INVESTMENT MANAGER'S REPORT**  
**For the financial year ended 31 March 2021**

The ECB stated it would accelerate its bond-buying over the next quarter, successfully tamping down European government bond yields. The Federal Reserve reiterated that despite higher growth and inflation forecasts, it expects to keep rates flat through 2023. US yields, however, continued to increase, with the 10y government yield rising to a post-COVID-19 high of 1.74% by the end of the period.

**Outlook**

The global economy is in the midst of a strong V-shaped recovery in our view. The US is leading the way, as early economic reopening and extremely large fiscal stimulus has given the country a head start. The UK, one of the hardest-hit countries by the pandemic, will likely follow close behind as an aggressive vaccination program and easing of containment measures releases pent-up demand. Although Europe was hit by a resurgence in cases in early 2021 and saw some initial supply-driven delays to its vaccine programs, we expect Europe's economic activity to catch up quickly in the coming quarters as Covid cases are now back under control, and vaccine programs are gaining momentum. The US, Europe and UK should also benefit as historic levels of household savings built up during the pandemic are released. Although companies in sectors most hard hit by the pandemic such as leisure, hospitality, retail and materials will likely see the strongest rebounds, we think sectors with structural tailwinds in the healthcare, technology, financial and real estate sectors will continue to do well.

Core government bond yields have increased as investors have anticipated economic recovery. However, the rise so far has been moderate and not caused sustained risk aversion. Inflation is expected to rise in 2021, but our base case is that the increases will prove to be temporary. This is a risk to watch, however. Major central banks, including the ECB and BoE, will likely keep target rates at current levels through 2023 and will likely intervene if longer maturity bond yield rises become disruptive. Strong recovery and low-interest rates should provide a positive investing environment in our view.

**Intermediate Capital Managers Limited**  
**Date: 26 July 2021**

## **INDEPENDENT AUDITOR'S REPORT TO THE MEMBERS OF ICG UCITS FUNDS (IRELAND) PLC**

### **Opinion**

We have audited the financial statements of ICG UCITS Funds (Ireland) plc ('the Company') for the year ended 31 March 2021, which comprise the Statement of Financial Position, Statement of Comprehensive Income, Statement of Changes in Net Assets Attributable to Holders of Redeemable Shares, Statement of Cash Flows and notes to the financial statements, including the summary of significant accounting policies set out in note 2. The financial reporting framework that has been applied in their preparation is Irish Law and International Financial Reporting Standards ('IFRS') as adopted by the European Union.

In our opinion the financial statements:

- give a true and fair view of the assets, liabilities and financial position of the company as at 31 March 2021 and of its Profit for the year then ended;
- have been properly prepared in accordance with IFRS as adopted by the European Union; and
- have been properly prepared in accordance with the requirements of the Companies Act 2014, the European Communities (Undertakings for Collective Investment in Transferable Securities) Regulations, 2011, and the Central Bank (Supervision and Enforcement) Act 2013 (Section 48(1)) (Undertakings for Collective Investment in Transferable Securities) Regulations 2019.

### **Basis for opinion**

We conducted our audit in accordance with International Standards on Auditing (Ireland) (ISAs (Ireland)) and applicable law. Our responsibilities under those standards are further described in the Auditor's Responsibilities for the Audit of the Financial Statements section of our report. We are independent of the Company in accordance with ethical requirements that are relevant to our audit of financial statements in Ireland, including the Ethical Standard issued by the Irish Auditing and Accounting Supervisory Authority (IAASA), and we have fulfilled our other ethical responsibilities in accordance with these requirements.

We believe that the audit evidence we have obtained is sufficient and appropriate to provide a basis for our opinion.

### **Conclusions relating to going concern**

In auditing the financial statements, we have concluded that the directors' use of the going concern basis of accounting in the preparation of the financial statements is appropriate.

Based on the work we have performed, we have not identified any material uncertainties relating to events or conditions that, individually or collectively, may cast significant doubt on the Company's ability to continue as a going concern for a period of at least twelve months from the date when the financial statements are authorised for issue.

Our responsibilities and the responsibilities of the directors with respect to going concern are described in the relevant sections of this report. However, because not all future events or conditions can be predicted, this statement is not a guarantee as to the company's ability to continue as a going concern.

## **INDEPENDENT AUDITOR'S REPORT TO THE MEMBERS OF ICG UCITS FUNDS (IRELAND) PLC (continued)**

### **Other information**

The directors are responsible for the other information. The other information comprises the information included in the annual report other than the financial statements and our auditor's report thereon. Our opinion on the financial statements does not cover the other information and, except to the extent otherwise explicitly stated in our report, we do not express any form of assurance conclusion thereon.

Our responsibility is to read the other information and, in doing so, consider whether the other information is materially inconsistent with the financial statements or our knowledge obtained in the audit or otherwise appears to be materially misstated. If we identify such material inconsistencies or apparent material misstatements, we are required to determine whether there is a material misstatement in the financial statements or a material misstatement of the other information. If, based on the work we have performed, we conclude that there is a material misstatement of this other information, we are required to report that fact.

We have nothing to report in this regard.

### **Opinions on other matters prescribed by the Companies Act 2014**

In our opinion, based solely on the work undertaken in the course of the audit, we report that:

- the information given in the directors' report for the financial year ended for which the financial statements are prepared is consistent with the financial statements; and
- the directors' report has been prepared in accordance with applicable legal requirements.

We have obtained all the information and explanations which, to the best of our knowledge and belief, are necessary for the purposes of our audit.

In our opinion the accounting records of the Company were sufficient to permit the financial statements to be readily and properly audited and the financial statements are in agreement with the accounting records.

### **Matters on which we are required to report by exception**

Based on the knowledge and understanding of the company and its environment obtained in the course of the audit, we have not identified material misstatements in the directors' report.

The Companies Act 2014 requires us to report to you if, in our opinion, the disclosures of directors' remuneration and transactions required by sections 305 to 312 of the Act, which relate to disclosures of directors' remuneration and transactions are not complied with by the Company. We have nothing to report in this regard.

## INDEPENDENT AUDITOR'S REPORT TO THE MEMBERS OF ICG UCITS FUNDS (IRELAND) PLC (continued)

### Respective responsibilities

#### Responsibilities of directors for the financial statements

As explained more fully in the statement of directors' responsibilities set out on page 11, the directors are responsible for the preparation of the financial statements in accordance with the applicable financial reporting framework that give a true and fair view, and for such internal control as they determine is necessary to enable the preparation of financial statements that are free from material misstatement, whether due to fraud or error.

In preparing the financial statements, the directors are responsible for assessing the Company's ability to continue as a going concern, disclosing, as applicable, matters related to going concern and using the going concern basis of accounting unless management either intends to liquidate the Company or to cease operations, or has no realistic alternative but to do so.

#### Auditor's responsibilities for the audit of the financial statements

Our objectives are to obtain reasonable assurance about whether the financial statements as a whole are free from material misstatement, whether due to fraud or error, and to issue an auditor's report that includes our opinion. Reasonable assurance is a high level of assurance, but is not a guarantee that an audit conducted in accordance with ISAs (Ireland) will always detect a material misstatement when it exists. Misstatements can arise from fraud or error and are considered material if, individually or in the aggregate, they could reasonably be expected to influence the economic decisions of users taken on the basis of these financial statements.

A further description of our responsibilities for the audit of the financial statements is located on the IAASA's website at: [http://www.iaasa.ie/getmedia/b2389013-1cf6-458b-9b8f-a98202dc9c3a/Description\\_of\\_auditors\\_responsibilities\\_for\\_audit.pdf](http://www.iaasa.ie/getmedia/b2389013-1cf6-458b-9b8f-a98202dc9c3a/Description_of_auditors_responsibilities_for_audit.pdf).

This description forms part of our auditor's report.

#### The purpose of our audit work and to whom we owe our responsibilities

Our report is made solely to the Company's members, as a body, in accordance with section 391 of the Companies Act 2014. Our audit work has been undertaken so that we might state to the Company's members those matters we are required to state to them in an auditor's report and for no other purpose. To the fullest extent permitted by law, we do not accept or assume responsibility to anyone other than the Company and the Company's members, as a body, for our audit work, for this report, or for the opinions we have formed.



Conor Buckley

for and on behalf of

Ernst & Young Chartered Accountants and Statutory Audit Firm

Dublin

29 July 2021



# ICG UCITS FUNDS (IRELAND) PLC

## STATEMENT OF FINANCIAL POSITION As at 31 March 2021

		ICG High Yield Fund 31-Mar-2021 EUR	Total 31-Mar-2021 EUR	ICG High Yield Fund 31-Mar-2020 EUR	Total 31-Mar-2020 EUR
Note					
<b>Assets</b>					
	Cash and cash equivalents	6	511,081	511,081	3,227,930
	<i>Financial assets at fair value through profit or loss:</i>				
	Investments in transferable securities and financial derivative instruments	4	37,029,549	37,029,549	27,892,353
	Due from broker		8,333,758	8,333,758	139,328
	Other receivables	5	1,168,073	1,168,073	1,083,752
	<b>Total assets</b>		<b>47,042,461</b>	<b>47,042,461</b>	<b>32,343,363</b>
<b>Liabilities</b>					
	<i>Financial liabilities at fair value through profit or loss:</i>				
	Investments in financial derivative instruments	4	(63,495)	(63,495)	(115,004)
	Due to broker		(8,398,337)	(8,398,337)	-
	Other payables and accrued expenses	7	(553,353)	(553,353)	(444,997)
	<b>Total liabilities</b>		<b>(9,015,185)</b>	<b>(9,015,185)</b>	<b>(560,001)</b>
	<b>Net assets attributable to holders of redeemable shares</b>		<b>38,027,276</b>	<b>38,027,276</b>	<b>31,783,362</b>

### Net Asset Value per Redeemable Shares

	31-Mar-2021	31-Mar-2020	31-Mar-2019
<b>Class A Euro Acc</b>			
Number of shares per class	8,544.75	8,544.75	8,544.75
Net Asset Value per share	EUR 185.05	EUR 155.03	EUR 173.49
Net Asset Value	EUR 1,581,202	EUR 1,324,654	EUR 1,482,412
<b>Class A Euro Dist</b>			
Number of shares per class	10,000.03	10,000.03	10,000.03
Net Asset Value per share	EUR 112.90	EUR 96.86	EUR 111.46
Net Asset Value	EUR 1,129,020	EUR 968,580	EUR 1,114,577
<b>Class A USD Acc hedged</b>			
Number of shares per class	2,963.16	2,963.16	2,963.16
Net Asset Value per share	USD 207.76	USD 172.08	USD 186.25
Net Asset Value	USD 615,623	USD 509,913	USD 551,893


*The accompanying notes form an integral part of the financial statements.*

ICG UCITS FUNDS (IRELAND) PLC

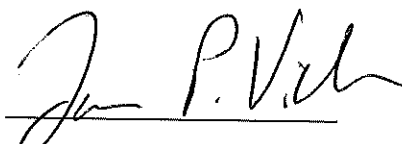
STATEMENT OF FINANCIAL POSITION (continued)  
As at 31 March 2021

	31-Mar-2021	31-Mar-2020	31-Mar-2019
<b>Class B Euro Acc</b>			
Number of shares per class	85,000.00	85,000.00	85,000.00
Net Asset Value per share	EUR 107.26	EUR 90.31	EUR 101.58
Net Asset Value	EUR 9,117,349	EUR 7,676,440	EUR 8,633,885
<b>Class D Euro Acc</b>			
Number of shares per class	127,043.03	127,043.03	127,043.03
Net Asset Value per share	EUR 202.10	EUR 168.05	EUR 186.65
Net Asset Value	EUR 25,675,905	EUR 21,348,969	EUR 23,712,383

Signed on behalf of the Board of Directors.



Director



Director

Date: 26 July 2021

*The accompanying notes form an integral part of the financial statements.*

ICG UCITS FUNDS (IRELAND) PLC

**STATEMENT OF COMPREHENSIVE INCOME**  
For the financial year ended 31 March 2021

	Note	ICG High Yield Fund 31-Mar-2021 EUR	Total 31-Mar-2021 EUR	ICG High Yield Fund 31-Mar-2020 EUR	Total 31-Mar-2020 EUR
<b>Investment income</b>					
Interest income		1,717,105	1,717,105	1,816,938	1,816,938
Net gain/(loss) on financial assets and liabilities at fair value through profit or loss	11	5,205,580	5,205,580	(4,844,047)	(4,844,047)
Net (loss)/gain on foreign exchange		(68,991)	(68,991)	60,521	60,521
Fee reimbursement	3	10,815	10,815	66,380	66,380
<b>Net investment income</b>		<b>6,864,509</b>	<b>6,864,509</b>	<b>(2,900,208)</b>	<b>(2,900,208)</b>
<b>Expenses</b>					
Interest expense		(90,409)	(90,409)	(155,377)	(155,377)
Administration fee	3	(120,023)	(120,023)	(119,686)	(119,686)
Depository fee	3	(50,501)	(50,501)	(48,285)	(48,285)
Investment management fee	3	(132,466)	(132,466)	(134,205)	(134,205)
Manager fees	3	(25,484)	(25,484)	(25,376)	(25,376)
Directors' fees	3	(27,329)	(27,329)	(31,995)	(31,995)
Other expenses	3	(150,334)	(150,334)	(205,132)	(205,132)
<b>Total operating expenses</b>		<b>(596,546)</b>	<b>(596,546)</b>	<b>(720,056)</b>	<b>(720,056)</b>
<b>Total comprehensive income from operations</b>		<b>6,267,963</b>	<b>6,267,963</b>	<b>(3,620,264)</b>	<b>(3,620,264)</b>
<b>Finance costs</b>					
Withholding tax		-	-	-	-
Distributions	20	(24,049)	(24,049)	(31,142)	(31,142)
<b>Total comprehensive income attributable to holders of redeemable shares</b>		<b>6,243,914</b>	<b>6,243,914</b>	<b>(3,651,406)</b>	<b>(3,651,406)</b>

*The accompanying notes form an integral part of the financial statements.*

ICG UCITS FUNDS (IRELAND) PLC

STATEMENT OF CHANGES IN NET ASSETS ATTRIBUTABLE TO HOLDERS  
OF REDEEMABLE SHARES  
For the financial year ended 31 March 2021

	ICG High Yield Fund 31-Mar-2021 EUR	Total 31-Mar-2021 EUR	ICG High Yield Fund 31-Mar-2020 EUR	Total 31-Mar-2020 EUR
Balance at the beginning of the year	31,783,362	31,783,362	35,434,768	35,434,768
Change in net assets attributable to holders of redeemable shares during the year	6,243,914	6,243,914	(3,651,406)	(3,651,406)
Issue of redeemable shares during the year	-	-	-	-
<b>Balance at the end of the year</b>	<b>38,027,276</b>	<b>38,027,276</b>	<b>31,783,362</b>	<b>31,783,362</b>

*The accompanying notes form an integral part of the financial statements.*

ICG UCITS FUNDS (IRELAND) PLC

**STATEMENT OF CASH FLOWS**  
For the financial year ended 31 March 2021

	ICG High Yield Fund 31-Mar-2021 EUR	Total 31-Mar-2021 EUR	ICG High Yield Fund 31-Mar-2020 EUR	Total 31-Mar-2020 EUR
<b>Operating activities</b>				
Adjustments for:				
Proceeds from sale of investments – principal	16,770,701	16,770,701	37,407,097	37,407,097
Proceeds from sale of investments – (loss)/gain	(594,171)	(594,171)	336,951	336,951
Purchase of investment securities	(20,159,655)	(20,159,655)	(36,171,637)	(36,171,637)
Due from broker	(8,194,430)	(8,194,430)	105,545	105,545
Due to broker	8,398,337	8,398,337	(505,313)	(505,313)
Interest received	1,626,439	1,626,439	1,885,742	1,885,742
Interest paid	(90,409)	(90,409)	(155,377)	(155,377)
Expenses paid	(380,621)	(380,621)	(417,436)	(417,436)
<b>Net cash flows (used in)/provided by operating activities</b>	<b>(2,623,809)</b>	<b>(2,623,809)</b>	<b>2,485,572</b>	<b>2,485,572</b>
<b>Financing activities</b>				
Proceeds from subscriptions of redeemable shares	-	-	-	-
Distributions paid	(24,049)	(24,049)	(31,142)	(31,142)
<b>Net cash flows (used in) by financing activities</b>	<b>(24,049)</b>	<b>(24,049)</b>	<b>(31,142)</b>	<b>(31,142)</b>
Net (decrease)/increase in cash and cash equivalents during the year	(2,647,858)	(2,647,858)	2,454,430	2,454,430
Effect of exchange rate fluctuations on cash and cash equivalents	(68,991)	(68,991)	60,521	60,521
Cash and cash equivalents at beginning of year	3,227,930	3,227,930	712,979	712,979
<b>Cash and cash equivalents at end of the year</b>	<b>511,081</b>	<b>511,081</b>	<b>3,227,930</b>	<b>3,227,930</b>

*The accompanying notes form an integral part of the financial statements.*

**NOTES TO THE FINANCIAL STATEMENTS**  
**For the financial year ended 31 March 2021**

**1. GENERAL INFORMATION**

ICG UCITS Funds (Ireland) plc (the “Company”) was incorporated in Ireland on 29 January 2013 as an investment company with variable capital structured as an umbrella fund with segregated liability between sub-funds and incorporated pursuant to the Companies Act 2014, with limited liability and authorised by the Central Bank as an Undertaking for Collective Investment in Transferable Securities (UCITS) pursuant to the European Communities (Undertakings for Collective Investment in Transferable Securities) Regulations 2011, as amended (the “UCITS Regulations”) and the Central Bank (Supervision and Enforcement) Act 2013 (Section 48(1)) (Undertaking for Collective Investment in Transferable Securities) Regulations 2019 (the “Central Bank UCITS Regulations”).

The Company is constituted as an umbrella fund insofar as the share capital of the Company is divided into different series of shares with each series of shares representing a portfolio of assets which comprises a separate fund (each a “Sub-Fund”).

The Company commenced its operations on 5 September 2013 with the launch of the ICG High Yield Fund (the “Fund”). The investment objective of the Fund is to generate a high level of return with the majority of the Fund being invested in non-government sub-investment grade fixed income and debt securities issued by issuers and listed or traded on a Recognised Market.

As at 31 March 2021, the Fund is the only Sub-Fund of the Company. These financial statements relate solely to the Fund.

Intermediate Capital Managers Limited (the “Investment Manager”) acts as Investment Manager of the Fund.

The Fund currently has Class A Euro Acc, Class A Euro Dist, Class A USD Acc hedged, Class B Euro Acc and Class D Euro Acc Shares available for investment.

**2. SIGNIFICANT ACCOUNTING POLICIES**

**(a) *Statement of compliance***

The financial statements as at and for the financial year ended 31 March 2021 have been prepared in accordance with International Financial Reporting Standards (IFRS) as adopted by the European Union as issued by the International Accounting Standards Board (IASB), the UCITS Regulations and the Central Bank UCITS Regulations.

**(b) *Basis of measurement***

The financial statements have been prepared on a historical cost basis except for the financial assets and financial liabilities that have been measured at fair value.

**(c) *Going concern***

Management has made an assessment of the Company’s ability to continue as a going concern and is satisfied that it has resources to continue in business for the foreseeable future. Furthermore, management is not aware of any material uncertainties that may cast significant doubt upon the Company’s ability to continue as a going concern, therefore, the financial statements continue to be prepared on a going concern basis.

**NOTES TO THE FINANCIAL STATEMENTS (continued)**  
**For the financial year ended 31 March 2021**

**2. SIGNIFICANT ACCOUNTING POLICIES (continued)**

**(d) *Standards, amendments and interpretations that are effective 1 April 2021 and have been adopted by the Company***

***Amendments to IAS 1 and IAS 8, Definition of Material***

In October 2018, the IASB issued amendments to IAS 1 Presentation of Financial Statements and IAS 8 Accounting Policies, Changes in Accounting Estimates and Errors (the amendments) to align the definition of 'material' across the standards and to clarify certain aspects of the definition. The new definition states that: "Information is material if omitting, misstating or obscuring it could reasonably be expected to influence decisions that the primary users of general purpose financial statements make on the basis of those financial statements, which provide financial information about a specific reporting entity".

The amendments must be applied prospectively for annual periods beginning on or after 1 January 2020 with earlier application permitted. The amendments did not have a significant impact on the Company's financial statements.

***Amendments to IFRS 3, Definition of a Business***

In October 2018, the IASB issued amendments to the definition of a business in IFRS 3 Business Combinations to help entities determine whether an acquired set of activities and assets is a business or not. They clarify the minimum requirements for a business, remove the assessment of whether market participants are capable of replacing any missing elements, add guidance to help entities assess whether an acquired process is substantive, narrow the definitions of a business and of outputs, and introduce an optional fair value concentration test. New illustrative examples were provided along with the amendments.

The amendments must be applied prospectively for annual periods beginning on or after 1 January 2020 with earlier application permitted. The amendments did not have a significant impact on the Company's financial statements.

***Amendments to References to the Conceptual Framework in IFRS Standards***

The IASB issued the revised Conceptual Framework for Financial Reporting (the revised Conceptual Framework) on 29 March 2018. The Conceptual Framework sets out a comprehensive set of concepts for financial reporting, standard setting, guidance for preparers in developing consistent accounting policies and assistance to others in their efforts to understand and interpret the standards.

The revised Conceptual Framework is effective immediately for the IASB and the IFRS Interpretations Committee. For preparers who develop accounting policies based on the Conceptual Framework, it is effective for annual periods beginning on or after 1 January 2020. The amendment did not have a significant impact on the Company's financial statements.

NOTES TO THE FINANCIAL STATEMENTS (continued)  
For the financial year ended 31 March 2021

2. SIGNIFICANT ACCOUNTING POLICIES (continued)

(d) *Standards, amendments and interpretations that are effective 1 April 2021 and have been adopted by the Company (continued)*

***Interest Rate Benchmark Reform***

The IASB has published 'Interest Rate Benchmark Reform (Amendments to IFRS 9, IAS 39 and IFRS 7)' as a first reaction to the potential effects the Interbank offered rates ("IBOR") reform could have on financial reporting. The amendments are effective for annual periods beginning on or after 1 January 2020, with earlier application permitted. IBORs are interest reference rates, such as London Interbank Offered Rate ("LIBOR"), Euro Interbank Offered Rate ("EURIBOR") and Tokyo Interbank Offered Rate ("TIBOR") that represent the cost of obtaining unsecured funding, in a particular combination of currency and maturity and in a particular interbank term lending market. Recent market developments have brought into question the long-term viability of those benchmarks.

***Phase 1***

Phase one addresses issues affecting financial reporting in the period before the replacement of an existing interest rate benchmark with an alternative nearly risk-free interest rate (an "RFR"). The IBOR Reform Phase 1 did not have significant impact on the Company's financial statements.

There are no new standards, interpretations or amendments to existing standards that are not yet effective that is expected to have a significant impact on the financial statements of the Company.

***Phase 2***

Phase two focuses on issues that might affect financial reporting when an existing interest rate benchmark is replaced with an RFR. The IBOR Reform Phase 2 did not have an impact on the Company's financial statements.

There are no new standards, interpretations or amendments to existing standards that are not yet effective that is expected to have a significant impact on the financial statements of the Company.

(e) ***Foreign currency translation***

Transactions in foreign currencies are translated into Euro (EUR) for the Fund at the spot exchange rate at the date of the transaction. Monetary assets and liabilities denominated in foreign currencies at the reporting date are retranslated into EUR for the Fund at the spot exchange rate at that date. Non-monetary assets and liabilities denominated in foreign currencies that are measured at fair value through profit or loss are retranslated into EUR for the Fund at the spot exchange rate at the date that the fair value was determined. Non-monetary assets and liabilities that are measured in terms of historical cost in a foreign currency are translated using the exchange rate at the date of the transaction.

Foreign currency differences arising on retranslation and on financial instruments at fair value through profit or loss are recognised in the Statement of Comprehensive Income.



**NOTES TO THE FINANCIAL STATEMENTS (continued)**  
**For the financial year ended 31 March 2021**

**2. SIGNIFICANT ACCOUNTING POLICIES (continued)**

**(f) *Functional and presentation currency***

The functional and presentation currency of the Fund is EUR which reflects the Fund's primary trading activity, including the subscriptions into and redemptions from the Fund.

**(g) *Use of estimates and judgements***

The preparation of the financial statements in conformity with IFRS requires management to make judgements, estimates and assumptions that affect the application of accounting policies and the reported amounts of assets and liabilities, income and expenses. Actual results may differ from these estimates.

Estimates and underlying assumptions are reviewed on an ongoing basis. Revisions to accounting estimates are recognised in the period in which the estimates are revised and in any future periods affected.

**(h) *Interest income and interest expense***

Interest income and interest expense are recognised in the Statement of Comprehensive Income on an accruals basis.

**(i) *Other income and other expenses***

Other income and other expenses are accounted for on an accruals basis and are recognised in the Statement of Comprehensive Income.

**(j) *Financial assets and liabilities***

**i. Classification**

In accordance with IFRS 9, the Company classifies its financial assets and financial liabilities at initial recognition into the categories of financial assets and financial liabilities discussed below.

In applying that classification, a financial asset or financial liability is considered to be held for trading if any of the following is met:

- It is acquired or incurred principally for the purpose of selling or repurchasing it in the near term
- On initial recognition, it is part of a portfolio of identified financial instruments that are managed together and for which, there is evidence of a recent actual pattern of short-term profit-taking
- It is a derivative (except for a derivative that is a financial guarantee contract or a designated and effective hedging instrument)

NOTES TO THE FINANCIAL STATEMENTS (continued)  
For the financial year ended 31 March 2021

2. SIGNIFICANT ACCOUNTING POLICIES (continued)

(j) *Financial asset and liabilities (continued)*

i. *Classification (continued)*

*Financial assets*

The Company classifies its financial assets as subsequently measured at fair value through profit or loss or measured at amortised cost on the basis of both:

- (a) The entity's business model for managing the financial assets
- (b) The contractual cash flow characteristics of the financial asset

*Financial assets measured at amortised cost*

A financial asset is measured at amortised cost if it is held within a business model whose objective is to hold financial assets in order to collect contractual cash flows and its contractual terms give rise on specified dates to cash flows that are solely payments of principal and interest on the principal amount outstanding. The Company includes in this category cash and cash equivalents, amounts due from brokers, interest receivable and other short-term receivables. Their carrying value, measured at amortised cost less any expected loss, is an approximation of fair value given their short-term nature.

*Financial assets measured at fair value through profit or loss ("FVPL")*

A financial asset is measured at fair value through profit or loss if any of the following is met:

- Its contractual terms do not give rise to cash flows on specified dates that are solely payments of principal and interest (SPPI) on the principal amount outstanding;
- It is not held within a business model whose objective is either to collect contractual cash flows, or to both collect contractual cash flows and sell;
- At initial recognition, it is irrevocably designated as measured at FVPL when doing so eliminates or significantly reduces a measurement or recognition inconsistency that would otherwise arise from measuring assets or liabilities or recognising the gains and losses on them on different bases.

The Company includes in this category fixed income and other debt securities which are held under a business model to manage them on a fair value basis for investment income and fair value gains. This category also includes derivative contracts in an asset position. The fixed income securities, other debt securities and derivatives are classified as held for trading.

*Financial liabilities*

*Financial liabilities measured at fair value through profit or loss ("FVPL")*

A financial liability is measured at FVPL if it meets the definition of held for trading. The Company includes in this category derivative contracts in a liability position as they are classified as held for trading. The Company also includes its redeemable participating shares in this category. The Company's accounting policy regarding the redeemable participating shares is disclosed in Note 2(s).

**NOTES TO THE FINANCIAL STATEMENTS (continued)**  
**For the financial year ended 31 March 2021**

**2. SIGNIFICANT ACCOUNTING POLICIES (continued)**

**(j) Financial asset and liabilities (continued)**

**i. Classification (continued)**

*Financial liabilities measured at amortised cost*

This category includes all financial liabilities other than those measured at fair value through profit or loss. The Company includes in this category amounts due to brokers and other short-term payables. Their carrying value, measured at amortised cost, is an approximation of fair value given their short-term nature.

**ii. Measurement**

The Fund recognises a financial asset or a financial liability when it becomes a party to the contractual provisions of the instrument.

Financial instruments are measured initially at fair value. Transaction costs on financial assets and financial liabilities at fair value through profit or loss are expensed immediately in the Statement of Comprehensive Income.

Subsequent to initial recognition, all investments classified at fair value through profit or losses are measured at fair value with changes in their fair value recognised in the Statement of Comprehensive Income. Fair value is the amount for which an asset could be exchanged, or a liability settled, in an orderly transaction between market participants at the measurement date.

The fair value of financial instruments is based on their quoted market prices on a recognised exchange or sourced from a reputable broker/counterparty, at the Statement of Financial Position date without any deduction for estimated future selling costs. Financial assets and financial liabilities are priced at their last traded prices. If a quoted market price is not available on a recognised stock exchange or from a broker/counterparty, the fair value of the financial instruments may be estimated by the Directors using valuation techniques, including use of arm's length market transactions or any other valuation technique that provides a reliable estimate of prices obtained in actual market transactions.

*Recognition and De-recognition*

The Fund recognises financial assets and financial liabilities, on the trade date, when all significant rights and access to the benefits from the assets and the exposure to the risks inherent in those benefits are transferred to the Company. The Company derecognises financial assets and financial liabilities when all such benefits and risks are transferred from the Fund.

*Forward currency contracts*

Forward currency contracts will be valued by reference to the forward price at which a new forward contract of the same size and maturity could be undertaken at the valuation date. The unrealised gain or loss on open forward currency contracts is calculated as the difference between the contract rate and this forward price and is recognised in the Statement of Comprehensive Income.

**NOTES TO THE FINANCIAL STATEMENTS (continued)**  
**For the financial year ended 31 March 2021**

**2. SIGNIFICANT ACCOUNTING POLICIES (continued)**

**(k) *Offsetting financial instruments***

Financial assets and liabilities are offset and the net amount reported in the Statement of Financial Position when there is a legally enforceable right to offset the recognised amounts, and there is an intention to settle on a net basis, or realise the asset and settle the liability simultaneously.

**(l) *Realised and unrealised gains and losses***

All realised and unrealised gains and losses on securities are recognised as net gain/loss on financial assets and liabilities at fair value through profit or loss in the Statement of Comprehensive Income. Foreign currency gains/losses on cash and cash equivalents are included in net gain/loss on foreign exchange in the Statement of Comprehensive Income. Realised gains and losses on disposals of financial instruments are calculated using the first-in-first-out (FIFO) method.

The unrealised gains or losses on open forward currency contracts are calculated as the difference between the contracted rate and the rate to close out the contract. Realised gains or losses include net gains/losses on contracts, which have been settled or offset by other contracts.

**(m) *Taxation***

Under current law and practice, the Company qualifies as an investment undertaking as defined in Section 739B of the Taxes Consolidation Act, 1997, as amended. On this basis, it is not chargeable to Irish tax on its income or gains. However, Irish tax may arise on the occurrence of a "chargeable event". A chargeable event includes any distribution payments to shareholders or any encashment, redemption or transfer of Shares on the ending of a "relevant period". A relevant period is an eight year period beginning with the acquisition of shares by the shareholders. Each subsequent period of eight years immediately after the preceding relevant period will also constitute a relevant period.

A gain on a chargeable event does not arise in respect of:

- (i) any transactions in relation to units held in a recognised clearing system as designated by order of the Revenue Commissioners of Ireland; or
- (ii) an exchange of shares arising on a qualifying amalgamation or reconstruction of the Company with another Company; or
- (iii) certain exchanges of shares between spouses and former spouses; or an exchange by a shareholder, effected by way of an arm's length bargain where no payment is made to the shareholder of shares in the Company for other shares in the Company.

No Irish tax will arise on the Company in respect of chargeable events in respect of:

- (i) a shareholder who is not Irish resident and not ordinarily resident in Ireland at the time of the chargeable event, provided appropriate valid statutory declarations in accordance with the provisions of the Taxes Consolidation Act, 1997, as amended are held by the Company; and
- (ii) certain exempted Irish tax resident shareholders who have provided the Company with the necessary signed statutory declarations.

**NOTES TO THE FINANCIAL STATEMENTS (continued)**  
**For the financial year ended 31 March 2021**

**2. SIGNIFICANT ACCOUNTING POLICIES (continued)**

**(m) *Taxation (continued)***

In the absence of an appropriate declaration, the Company will be liable to Irish tax on the occurrence of a chargeable event.

There were no chargeable events during the year under review.

Dividends, interest and capital gains (if any) received on investments made by the Company may be subject to withholding taxes imposed by the country from which the investment income/gains are received and such taxes may not be recoverable by the Company or its shareholders.

IFRIC 23 Uncertainty over Income Tax Treatments, It addresses whether an entity considers uncertain tax treatments separately; the assumptions an entity makes about the examination of tax treatments by taxation authorities; how an entity determines taxable profit (tax loss), tax bases, unused tax losses, unused tax credits and tax rates; and how an entity considers changes in fact and circumstances.

Guidance contained in IFRIC 23 include (i) if an entity concludes it is probable that the taxation authority will accept an uncertain tax treatment, the entity shall determine the taxable profit (tax loss), tax bases, unused tax losses, unused tax credits or tax rates consistently with the tax treatment used or planned to be used in its income tax filings; (ii) if an entity concludes it is not probable that the taxation authority will accept an uncertain tax treatment, the entity shall reflect the effect of uncertainty in determining the related taxable profit (tax loss), tax bases, unused tax losses, unused tax credits or tax rates. An entity shall reflect the effect of uncertainty for each uncertain tax treatment by using either of the following methods, depending on which method the entity expects to better predict the resolution of the uncertainty; (a) the most likely amount – the single most likely amount in a range of possible outcomes. The most likely amount may better predict the resolution of the uncertainty if the possible outcomes are binary or are concentrated on one value; (b) the expected value – the sum of the probability-weighted amounts in a range of possible outcomes. The expected value may better predict the resolution of the uncertainty if there is a range of possible outcomes that are neither binary nor concentrated on one value. The Company adopted IFRIC 23 and it did not have a material impact on the financial statements.

**(n) *Distributions***

For those accumulation Share Classes in issue, it is the present intention of the Directors not to declare or pay dividends, and any income or gains earned by the Fund and these Share Classes, will be reinvested and reflected in the value of the Shares.

For those income distribution Share Classes in issue, subject to net income being available for distribution, the Directors intend to declare dividends in respect of each six month period ending on 31 March and 30 September on the first business day after the relevant period end. Any such dividends will be paid within four months after declaration.

The Directors reserve the right to increase or decrease the frequency of dividend payments, if any, at their discretion for income distribution Shares. In the event of a change of policy full details will be disclosed in an updated Supplement and shareholders will be notified in advance.

**NOTES TO THE FINANCIAL STATEMENTS (continued)**  
**For the financial year ended 31 March 2021**

**2. SIGNIFICANT ACCOUNTING POLICIES (continued)**

**(n) Distributions (continued)**

Distributions declared to holders of redeemable shares are recognised in the Statement of Comprehensive Income.

**(o) Cash and cash equivalents**

Cash and cash equivalents comprise cash on hand and demand deposits. Cash equivalents are short term, highly liquid investments that are readily convertible to known amounts of cash and which are subject to insignificant changes in value. Cash equivalents include unrestricted cash balances held at brokers. Cash and cash equivalents include cash amounts held with Citibank N.A. in the name of Citi Depositary Services Ireland Designated Activity Company (the "Depositary"). Cash accounts held with a third party banking entity for collection of subscriptions, payment of redemptions and dividends for the Company are included as part of cash and cash equivalents.

**(p) Due from/due to broker**

Due from and due to broker represents amounts receivable for securities sold and payable for securities purchased that have been contracted for but not yet settled or delivered on the Statement of Financial Position date.

These amounts are recognised initially at fair value and subsequently measured at amortised cost, less provision for impairment, if any. A provision for impairment of amounts due from broker is established when there is objective evidence that the Company will not be able to collect the amounts due from the broker.

**(q) Transaction costs**

Transaction costs are defined as the incremental costs that are directly attributable to the acquisition, issue or disposal of a financial asset or financial liability. An incremental cost is one that would not have been incurred if the entity had not acquired, issued or disposed of the financial instrument. When a financial asset or financial liability is recognised initially, an entity shall measure it at its fair value through profit or loss plus transaction costs that are directly attributable to the acquisition or issue of the financial asset or financial liability.

These costs consist solely of the spread between bid and ask price on the purchase or sale of the financial asset or financial liability and are included within the net gain/(loss) on financial assets and liabilities at fair value through profit or loss on the Statement of Comprehensive Income.

**NOTES TO THE FINANCIAL STATEMENTS (continued)**  
**For the financial year ended 31 March 2021**

**2. SIGNIFICANT ACCOUNTING POLICIES (continued)**

**(r) Redeemable participating shares**

Redeemable participating shares are redeemable at the shareholder's option. The redeemable participating shares can be put back to the Fund at any time for cash equal to a proportionate share of the Fund's Net Asset Value. The liability to holders of redeemable participating shares is presented in the Statement of Financial Position as "net assets attributable to holders of redeemable participating shares" and is determined based on the residual assets of the Fund after deducting the Fund's other liabilities but before deduction of the management share capital. The Company includes its redeemable participating shares in the category financial liabilities at fair value through profit or loss as disclosed in Note 2(k).

**(s) Impairment of financial asset**

*Impairment policy*

The Fund only holds receivables at amortised cost, with no financing component and which have maturities of less than 12 months, and as such, has chosen to apply an approach similar to the simplified approach for Expected Credit Loss (ECL) under IFRS 9 to all its receivables. Therefore, the Fund does not track changes in credit risk, but instead, recognises a loss allowance based on lifetime ECLs at each reporting date.

The Fund's approach to ECLs reflects a probability-weighted outcome, the time value of money and reasonable and supportable information that is available without undue cost or effort at the reporting date about past events, current conditions and forecasts of future economic conditions.

The Fund assesses the ECL of groups of receivables based on days past due and similar loss patterns. Any historical observed loss rates are adjusted for forward-looking estimates and applied over the expected life of the receivables.

The carrying value of cash and cash equivalents and other short-term receivables, measured at amortised cost less any expected loss, is an approximation of fair value given their short-term nature and no history of default during the financial period.

The Fund did not recognise any impairment during the year ended 31 March 2021 or 31 March 2020.

**3. FEES AND EXPENSES**

**(a) Administration Fee**

The Administrator is entitled to receive a fee out of the net assets of the Fund, in an amount which is subject to a minimum fee of EUR 10,000 per month. This fee will be accrued and calculated on each dealing day and payable quarterly in arrears. The Administration fee is as follows:

<b>Net Asset Value of the Fund (EUR)</b>	<b>% Fee</b>
0-99 million (inclusive)	0.12%
100 million – 249 million (inclusive)	0.10%
250 million and over (inclusive)	0.07%

**NOTES TO THE FINANCIAL STATEMENTS (continued)**  
**For the financial year ended 31 March 2021**

**3. FEES AND EXPENSES (Continued)**

**(a) Administration Fee (continued)**

The Company also reimburses the Administrator out of the assets of the Fund, for its reasonable costs and out of pocket expenses.

During the year, administration fees of EUR 120,023 (31 March 2020: EUR 119,686) were charged to the Fund out of which EUR 9,998 remained unpaid as at 31 March 2021 (31 March 2020: EUR 9,975).

**(b) Audit Fee**

Audit fee for the year amounted to EUR 32,595 inclusive of VAT (31 March 2020: EUR 31,131) and as at 31 March 2021, EUR 28,905 remained outstanding (31 March 2020: EUR 29,706). In accordance with SI 220 (the European Communities Statutory Audits Directive 2006/43/EC) the Fund is obliged to disclose fees paid to the Auditor. There were no other assurance, tax advisory, or other non-audit fees incurred during the year.

**(c) Depositary Fee**

The Depositary is entitled to receive a fee in its capacity as depositary services provider out of the net assets of the Fund of a percentage of the Net Asset Value of the Fund as detailed below, subject to a minimum fee of EUR 2,500 per month and a minimum relationship fee of EUR 30,000 per annum. This fee will be accrued and calculated monthly and payable monthly in arrears.

<b>Net Asset Value of the Fund (EUR)</b>	<b>% Fee</b>
0-200 million ( inclusive)	0.025%
200-400 million ( inclusive)	0.020%
400 million and over (inclusive)	0.01%

The Depositary is also entitled to be reimbursed, out of the assets of the Fund, for its reasonable costs and out-of-pocket expenses.

During the year, depositary fee of EUR 50,501 (31 March 2020: EUR 48,285) was charged to the Fund, out of which EUR 6,500 remained unpaid as at 31 March 2021 (31 March 2020: EUR 2,500).

**(d) Directors' Fees and Expenses**

The Directors who held office as at 31 March 2021 are listed on page 3. The Directors are entitled to a fee in remuneration for their services at a rate to be determined from time to time by the Directors, but so that the amount of Directors' remuneration in any one year shall not exceed EUR 20,000 plus VAT for each Director, if any unless otherwise notified to Shareholders in advance. Jason Vickers did not receive any fees for the financial year ended 31 March 2021 as he is an employee of the Investment Manager. Directors' fees of EUR 29,656 (31 March 2020: EUR 31,995) were incurred for the financial year ended 31 March 2021, of which EUR 3,596 was payable at 31 March 2021. Out of the total Directors' fees, EUR 2,327 relates to Directors and officers' insurance incurred during the year (31 March 2020: EUR 4,481).

Directors' expenses of EUR (5,158) (31 March 2020: EUR 3,009) were incurred for the financial year ended 31 March 2021, of which EUR NIL was payable at 31 March 2021 (31 March 2020: EUR 5,159).



NOTES TO THE FINANCIAL STATEMENTS (continued)  
For the financial year ended 31 March 2021

3. FEES AND EXPENSES (continued)

(e) *Operating Expenses*

The Fund bears its own costs and expenses including, but not limited to, taxes, organisational and offering expenses, administration expenses and other expenses associated with its activities subject to reimbursement, please see Note 3(h).

(f) *Investment Management Fee*

The Company is subject to an investment management fee in respect of each share class of the Fund in an amount which will not exceed those detailed as follows:

- (i) 0.75% per annum of the NAV of the Fund in the case of Class A Shares;
- (ii) 1.25% per annum of the NAV of the Fund in the case of Class B Shares;
- (iii) 1.00% per annum of the NAV of the Fund in the case of Class C Shares; and
- (iv) Nil per annum of the NAV of the Fund in the case of Class D Shares.

Class D Shares do not bear any investment management fees and are available only to certain categories of investors as determined by the Directors in their absolute discretion. The primary purpose of the Class D Shares is to facilitate investors who are investing in the Fund indirectly through vehicles managed by the Investment Manager thereby avoiding double-charging of fees or to facilitate investors who are shareholders, directors, members, officers or employees of the Investment Manager. Shares of any Class cannot be switched for Shares of Class D.

This investment management fee is paid by the Company to the Investment Manager out of the assets of the Fund. The Company also reimburses the Investment Manager out of the assets of the Fund for reasonable out-of-pocket expenses incurred by the Investment Manager.

During the year, an investment management fee of EUR 132,466 (31 March 2020: EUR 134,205) was charged to the Fund and an amount of EUR 483,696 (31 March 2020: EUR 351,230) remained unpaid as at 31 March 2021.

(g) *Manager fee*

Carne Global Fund Managers (Ireland) Limited are the Manager (the "Manager") of the Company. The Manager is entitled to receive a fee, out of the assets of the Fund, which is a percentage of the Net Asset Value of the Fund as detailed below, subject to a minimum fee of EUR 24,000 per annum. This fee will be accrued and calculated monthly and payable monthly in arrears.

Net Asset Value of the Fund (EUR)	% Fee
0-500 million ( inclusive)	0.03%
500 million and over (inclusive)	0.025%

The Manager is also entitled to be reimbursed, out of the assets of the Fund, for its reasonable costs and out-of-pocket expenses.

For the financial year ended 31 March 2021, manager fees of EUR 25,484 (31 March 2020: EUR 25,376) was charged to the Fund, out of which EUR 2,001 (31 March 2020: EUR 3,876) remained unpaid as at 31 March 2021.

**NOTES TO THE FINANCIAL STATEMENTS (continued)**  
**For the financial year ended 31 March 2021**

**3. FEES AND EXPENSES (continued)**

**(h) Other expenses**

	<b>31-Mar-21</b>	<b>31-Mar-20</b>
	<b>EUR</b>	<b>EUR</b>
Regulatory expense	10,351	6,605
Legal and foreign registration services fee	91,420	90,248
Professional fees	18,410	30,396
Audit fees	32,595	31,131
Corporate secretarial fees	9,974	9,971
Directors' expenses	(5,158)	3,009
Agent Company fee expense	9,269	13,568
VAT Services fee	4,037	2,960
Miscellaneous expenses	4,920	42,620
<b>Total</b>	<b>175,818</b>	<b>230,508</b>

**(i) Fee Reimbursement**

On 1 August 2015, the Investment Manager agreed that a Total Expense Ratio ("TER") cap of 1% per annum will be applied to each share class of the Fund. The TER cap will include all fees outlined in the fees and expenses section of the Supplement to the Prospectus (excluding the Investment Management Fees and Expenses) and any other general expenses charged to the Fund, excluding transaction costs. Any fees and expenses in excess of the TER will be reimbursed by the Investment Manager.

During the year, fee reimbursement of EUR 10,815 (31 March 2020: EUR 66,380) was recognised to the Fund and an amount of EUR 662,939 (31 March 2020: EUR 652,124) remained unpaid as at 31 March 2020.

**4. FINANCIAL ASSETS AND LIABILITIES AT FAIR VALUE THROUGH PROFIT OR LOSS**

	<b>31-Mar-21</b>	<b>31-Mar-20</b>
	<b>EUR</b>	<b>EUR</b>
<b>Financial assets at fair value through profit or loss</b>		
Corporate bonds	37,016,357	27,871,090
Forward currency contracts	13,192	21,263
	<b>37,029,549</b>	<b>27,892,353</b>
<b>Financial liabilities at fair value through profit or loss</b>		
Forward currency contracts	(63,495)	(115,004)
	<b>(63,495)</b>	<b>(115,004)</b>

**NOTES TO THE FINANCIAL STATEMENTS (continued)**  
**For the financial year ended 31 March 2021**

**5. OTHER RECEIVABLES**

	<b>31-Mar-21</b>	<b>31-Mar-20</b>
	<b>EUR</b>	<b>EUR</b>
Interest receivable on bonds	493,292	402,626
Fee reimbursement receivables	662,939	652,124
Other receivables	11,842	29,002
	<b>1,168,073</b>	<b>1,083,752</b>

Please see Note 3(i) for fee reimbursement.

**6. CASH AND CASH EQUIVALENTS**

	<b>31-Mar-21</b>	<b>31-Mar-20</b>
	<b>EUR</b>	<b>EUR</b>
Cash and cash equivalents:		
EUR	363,834	2,361,785
GBP	141,638	856,872
USD	5,609	9,273
	<b>511,081</b>	<b>3,227,930</b>

Cash and cash equivalents comprise cash on hand and demand deposits. Cash equivalents are short term, highly liquid investments that are readily convertible to known amounts of cash and which are subject to insignificant changes in value. Cash equivalents include unrestricted cash balances held at brokers. Cash and cash equivalents include cash amounts held with Citibank N.A. in the name of Citi Depositary Services Ireland Designated Activity Company (the "Depositary").

In March 2015, the Central Bank introduced Investor Money Regulations ("IMR"). These regulations, which are effective since 1 July 2016, detail material changes to the current rules in relation to investor money, and are designed to increase transparency and enhance investor protection. In response to these regulations, cash accounts held with a third party banking entity for collection of subscriptions, payment of redemptions and dividends for the Company were re-designated, and are now deemed assets of the Company. The balances on the cash accounts as at 31 March 2021 were EUR 1,289, GBP 500 and USD 449 (31 March 2020: EUR 1,302, GBP 500 and USD 449).

**7. OTHER PAYABLES AND ACCRUED EXPENSES**

	<b>31-Mar-21</b>	<b>31-Mar-20</b>
	<b>EUR</b>	<b>EUR</b>
Audit fees payable	(28,905)	(29,706)
Administration fee payable	(9,998)	(9,975)
Investment management fee payable	(483,696)	(351,230)
Depositary fees payable	(6,500)	(4,000)
Directors' expense payable	-	(5,159)
Manager fees payable	(2,001)	(3,876)
VAT services fee payable	(799)	-
Other payables and accrued expenses	(21,454)	(41,051)
<b>Total</b>	<b>(553,353)</b>	<b>(444,997)</b>

**NOTES TO THE FINANCIAL STATEMENTS (continued)**  
**For the financial year ended 31 March 2021**

**8. SHARE CAPITAL**

The authorised share capital of the Company is 300,000 Redeemable Non-Participating Shares of EUR 1 each and 500,000,000,000 Redeemable Participating Shares of no par value.

Subscriber Shares or Redeemable Non-Participating Shares entitle the holders to attend and vote at general meetings of the Company but do not entitle the holders to participate in the profits or assets of the Company except for a return of capital on winding-up. Of the total Redeemable Non-Participating Shares, 299,999 shares have been issued to the Investment Manager and 1 share has been issued to Intermediate Capital Investments Limited, an affiliate of the Investment Manager.

Redeemable Participating Shares entitle the holders to attend and vote at general meetings of the Company and to participate equally (subject to any differences between fees, charges and expenses applicable to different Classes of Shares) in the profits and assets of the Company on the terms and conditions set out in the Prospectus.

The Redeemable Shares are redeemable at the option of the shareholders and recognised as a liability by the Company.

The shareholders may redeem their Shares on a dealing day at the repurchase price which shall be the Net Asset Value per share, less repurchase charge and/or anti-dilution levy, if any, as detailed in the Prospectus.

The movement in the number of Redeemable Participating Shares during the year is as follows:

	<b>At 31 March 2020</b>	<b>Shares Switch In / (Out)</b>	<b>Shares Issued</b>	<b>Shares Redeemed</b>	<b>At 31 March 2021</b>
Class A Euro Acc	8,544.75	-	-	-	8,544.75
Class A Euro Dist	10,000.03	-	-	-	10,000.03
Class A USD Acc*	2,963.16	-	-	-	2,963.16
Class B Euro Acc	85,000.00	-	-	-	85,000.00
Class D Euro Acc	127,043.03	-	-	-	127,043.03

*\*hedged*

During the financial year ended 31 March 2021 and 2020, there were no switches, subscriptions and redemptions in any of the share classes of the Fund.

The movement in the number of Redeemable Participating Shares for the financial year ended 31 March 2020 is as follows:

	<b>At 31 March 2019</b>	<b>Shares Switch In / (Out)</b>	<b>Shares Issued</b>	<b>Shares Redeemed</b>	<b>At 31 March 2020</b>
Class A Euro Acc	8,544.75	-	-	-	8,544.75
Class A Euro Dist	10,000.03	-	-	-	10,000.03
Class A USD Acc*	2,963.16	-	-	-	2,963.16
Class B Euro Acc	85,000.00	-	-	-	85,000.00
Class D Euro Acc	127,043.03	-	-	-	127,043.03

*\*hedged*

**NOTES TO THE FINANCIAL STATEMENTS (continued)**  
**For the financial year ended 31 March 2021**

**8. SHARE CAPITAL (Continued)**

*Share class hedging*

The Company may enter into certain currency-related transactions in order to hedge the currency exposure of the assets of the Fund attributable to a particular Class into the currency of denomination of the relevant Class for the purposes of efficient portfolio management.

Any financial instruments used to implement such strategies with respect to one or more Classes shall be assets/liabilities of the Fund as a whole but will be attributable to the relevant share class(es) and the gains/losses on, and the costs of, the relevant financial instruments will accrue solely to the relevant Class.

As at 31 March 2021, the Fund held a USD share class which is hedged using a forward currency contract (31 March 2020: the Fund held a USD share class which is hedged using a forward currency contract).

*Capital management*

As a result of the ability to issue and redeem shares, the capital of the Company can vary depending on the demand for redemptions and subscriptions to the Fund. The Company is not subject to externally imposed capital requirements and has no legal restrictions on the issue or redemption of redeemable shares beyond those included in the Company's constitution.

The Company's objectives for managing capital are:

- To invest the capital in investments meeting the description, risk exposure and expected return indicated in its Prospectus;
- To achieve consistent returns while safeguarding capital by investing in diversified portfolio, by participating in derivative and other capital markets and by using various investment strategies and hedging techniques;
- To maintain sufficient liquidity to meet the expenses of the Company, and to meet redemption requests as they arise; and
- To maintain sufficient size to make the operation of the Company cost-efficient.

There has been no change in the Company's capital management policies since the prior year.

**9. RISKS ASSOCIATED WITH FINANCIAL INSTRUMENTS**

The Fund's investment objective is to generate a high level of return with the majority of the funds being invested in non-government sub-investment grade fixed income and debt securities issued by issuers and listed or traded on a Recognised Market.

The Fund's investment objective will aim to be achieved through investment in sub-investment grade fixed income and debt securities, as described below. The Fund may also use financial derivative instruments, securities with embedded derivatives (i.e. credit linked notes) and/or derivatives that provide exposure to indices which meet the Central Bank's requirements, and/or investment in other collective investment schemes.

**NOTES TO THE FINANCIAL STATEMENTS (continued)**  
**For the financial year ended 31 March 2021**

**9. RISKS ASSOCIATED WITH FINANCIAL INSTRUMENTS (Continued)**

There have been no changes in the risk exposure and the objectives, policies and processes in place for measuring and managing risks associated with financial instruments since the prior year.

*Risk disclosures*

Investment in the Fund carries with it a degree of risk including, but not limited to, the risks referred to below. The investment risks described below are not purported to be exhaustive and potential investors should consult with their professional advisers before purchasing Shares. The levels and bases of, and reliefs from, taxation to which both the Company and Shareholders may be subject, may change. There can be no assurance that the Fund will achieve its investment objective. The NAV of the Fund and the income therefrom, may go down as well as up and investors may not get back the amount invested or any return on their investment.

*Sensitivity analysis*

The sensitivity analysis of the risk factors in the notes below represents sensitivity analysis of the effect of movements in various risk variables on the Fund's performance.

*Global Exposure*

The Investment Manager monitors the global exposure of the Fund on a daily basis. The methodology used to calculate global exposure is the commitment approach which aggregates the underlying market or notional value of financial derivative instruments to determine the global exposure of the Fund. In accordance with the UCITS Regulations, global exposure for a fund utilising the commitment approach must not exceed 100% of the Fund's NAV. Actual leverage under the commitment approach is 40.71% as at 31 March 2021 (31 March 2020: 15.3%).

**Market risk**

The Fund is exposed to market risk (which includes interest rate risk, currency risk, other price risk) arising from the financial instruments it holds. The Fund uses these financial instruments for trading purposes and in connection with its risk management activities. The Fund has investment guidelines that set out its overall business strategies, its tolerance for risk and its general risk management philosophy and has established processes to monitor and control economic hedging transactions in a timely and accurate manner.

The Fund's assets and liabilities comprise financial instruments which include:

- Corporate bonds, asset backed securities ("ABS") and forward currency contracts. These are held in accordance with the Fund's investment objectives and policies; and
- Cash and cash equivalents and short-term debtors and creditors that arise directly from its investment activities.

As an investment company, the Fund buys, sells or holds financial assets and liabilities in order to take advantage of changes in market prices.

The Fund trades in financial instruments and may take positions in over the counter instruments including derivatives, to take advantage of the market movements in the global capital markets.

NOTES TO THE FINANCIAL STATEMENTS (continued)  
For the financial year ended 31 March 2021

9. RISKS ASSOCIATED WITH FINANCIAL INSTRUMENTS (Continued)

Market risk (continued)

The Investment Manager actively monitors market prices throughout the year and reports to the Board of Directors in order to consider investment performance. The risk management function of the Investment Manager monitors the market, credit and liquidity risk of the portfolio on a daily basis and reports quarterly to the Board of Directors. Stress-testing is performed on a daily basis and is part of the daily risk management reports available to the Investment Manager and the risk management team.

The Investment Manager operates a risk management process on behalf of the Fund in relation to its use of derivatives which allows it to accurately measure, monitor and manage the various risks associated with derivatives and which is intended to ensure that the Fund's derivatives exposure remains within the limits described below. This risk management process will also take into account any exposure created through derivatives embedded in transferable securities which the Investment Manager may acquire for the Fund in accordance with its investment objective and policies. Global exposure is measured using the commitment approach.

The Investment Manager may also use forward currency contracts, options and swaps (including credit default swaps) for the purpose of seeking to hedge the exchange rate risk between the base currency and such underlying currencies.

The table below analyses the Fund's concentration of mark-to-market risk by geographical distribution for 31 March 2021 (excluding cash).

Financial Assets	Fair Value	% of Net
Corporate bonds:	EUR	Assets
Country		
European Union (excluding United Kingdom and Sweden)	23,911,057	62.88%
Canada	-	0.00%
Japan	282,632	0.74%
Sweden	2,090,884	5.50%
United Kingdom	5,730,000	15.07%
United States	5,001,784	13.15%
<b>Total corporate bonds</b>	<b>37,016,357</b>	<b>97.34%</b>

	Fair Value	% of Net
Forward currency contracts:	EUR	Assets
Country		
United States	13,192	0.03%
<b>Total forward currency contracts</b>	<b>13,192</b>	<b>0.03%</b>

Financial Liabilities	Fair Value	% of Net
Forward currency contracts:	EUR	Assets
Country		
United Kingdom	(29,497)	(0.08)%
United States	(33,998)	(0.09)%
<b>Total forward currency contracts</b>	<b>(63,495)</b>	<b>(0.17)%</b>

NOTES TO THE FINANCIAL STATEMENTS (continued)  
For the financial year ended 31 March 2021

9. RISKS ASSOCIATED WITH FINANCIAL INSTRUMENTS (continued)

Market risk (continued)

The table below analyses the Fund's concentration of mark-to-market risk by geographical distribution for 31 March 2020 (excluding cash).

Financial Assets	Fair Value	% of Net
Corporate bonds:	EUR	Assets
Country		
European Union (excluding United Kingdom and Sweden)	18,253,311	57.43%
Canada	312,139	0.98%
Japan	223,888	0.70%
Sweden	890,279	2.80%
United Kingdom	3,715,036	11.69%
United States	4,476,437	14.08%
<b>Total corporate bonds</b>	<b>27,871,090</b>	<b>87.68%</b>
	Fair Value	% of Net
Forward currency contracts:	EUR	Assets
Country		
United States	21,263	0.07%
<b>Total forward currency contracts</b>	<b>21,263</b>	<b>0.07%</b>
	Fair Value	% of Net
Financial Liabilities	EUR	Assets
Forward currency contracts:		
Country		
United Kingdom	(106,815)	(0.34%)
United States	(8,189)	(0.03%)
<b>Total forward currency contracts</b>	<b>(115,004)</b>	<b>(0.37%)</b>

The Fund's derivative activities based on market values and notional amounts are as follows:

As at 31 March 2021

Derivatives	Market value in EUR	Notional exposure in EUR	Notional exposure in local currency
Financial assets at fair value through profit or loss			
Forward currency contracts:			
USD/EUR	6,367	(516,843)	USD 523,210
EUR/USD	6,825	2,712,104	(USD 2,705,279)
<b>Total</b>	<b>13,192</b>	<b>2,195,261</b>	



NOTES TO THE FINANCIAL STATEMENTS (continued)  
For the financial year ended 31 March 2021

9. RISKS ASSOCIATED WITH FINANCIAL INSTRUMENTS (continued)

Market risk (continued)

As at 31 March 2021

Derivatives	Market value in EUR	Notional exposure in EUR	Notional exposure in local currency
Financial liabilities at fair value through profit or loss			
Forw ard currency contracts:			
EUR/USD	(32,707)	2,692,192	(USD 2,724,899)
EUR/GBP	(29,497)	9,034,878	(GBP 9,064,375)
USD/EUR	(1,291)	(523,817)	USD 522,525
<b>Total</b>	<b>(63,495)</b>	<b>11,203,254</b>	

As at 31 March 2020

Derivatives	Market value in EUR	Notional exposure in EUR	Notional exposure in local currency
Financial assets at fair value through profit or loss			
Forw ard currency contracts:			
EUR/USD	21,263	(1,301,532)	(USD 1,406,956)
<b>Total</b>	<b>21,263</b>	<b>(1,301,532)</b>	

Derivatives	Market value in EUR	Notional exposure in EUR	Notional exposure in local currency
Financial liabilities at fair value through profit or loss			
Forw ard currency contracts:			
USD/EUR	(8,189)	484,314	USD 523,017
EUR/GBP	(106,815)	(3,159,166)	(GBP 2,893,796)
<b>Total</b>	<b>(115,004)</b>	<b>(2,674,852)</b>	

**NOTES TO THE FINANCIAL STATEMENTS (continued)**  
**For the financial year ended 31 March 2021**

**9. RISKS ASSOCIATED WITH FINANCIAL INSTRUMENTS (continued)**

**Currency risk**

Currency risk is the risk that the fair value or future cash flows of a financial instrument will fluctuate because of changes in foreign currency exchange rates.

To help mitigate this risk/exposure the Fund engages in currency economic hedging activities to protect against the volatility associated with investments denominated in foreign currencies and other assets and liabilities created in the normal course of business. The Fund primarily utilises forward exchange contracts with maturities of less than twelve months to hedge foreign-currency-denominated financial assets and financial liabilities.

Increases or decreases in the Fund's foreign-currency-denominated financial assets and financial liabilities are partially offset by gains and losses on the economic hedging instruments.

The Fund's total net exposure to foreign currencies is monitored and the risk is managed in accordance with predefined risk limits, which are based on historical performance of exchange rates and their impact on the NAV.

Currency exchange rates may fluctuate significantly over short periods of time causing, along with other factors, the Fund's NAV to fluctuate as well. Currency exchange rates generally are determined by the forces of supply and demand in the currency exchange markets and the relative merits of investments in different countries, actual or anticipated changes in interest rates and other complex factors, as seen from an international perspective. Currency exchange rates also can be affected unpredictably by intervention or failure to intervene by governments or central banks or by currency controls or political developments throughout the world. To the extent that a substantial portion of the Fund's total assets, adjusted to reflect the Fund's net position after giving effect to currency transactions, is denominated in the currencies of particular countries, the Fund will be more susceptible to the risk of adverse economic and political developments within those countries.

The following table details the foreign currency exposure of the Fund as at 31 March 2021:

	<b>Cash and cash equivalents</b>	<b>Due to brokers</b>	<b>Due from brokers</b>	<b>Corporate Bonds</b>	<b>Forward currency contracts</b>	<b>Net exposure</b>
<b>Currency</b>	<b>EUR</b>	<b>EUR</b>	<b>EUR</b>	<b>EUR</b>	<b>EUR</b>	<b>EUR</b>
GBP	141,638	(322,826)	4,538,199	4,711,001	(9,064,375)	3,637
USD	5,609	(523,221)	2,724,956	2,718,094	(4,384,442)	540,996

The following table details the foreign currency exposure of the Fund as at 31 March 2020:

	<b>Cash and cash equivalents</b>	<b>Due to brokers</b>	<b>Due from brokers</b>	<b>Corporate Bonds</b>	<b>Forward currency contracts</b>	<b>Net exposure</b>
<b>Currency</b>	<b>EUR</b>	<b>EUR</b>	<b>EUR</b>	<b>EUR</b>	<b>EUR</b>	<b>EUR</b>
GBP	856,872	-	-	2,189,196	(3,159,166)	(113,098)
USD	9,273	-	-	1,148,014	(817,218)	340,069

**NOTES TO THE FINANCIAL STATEMENTS (continued)**  
**For the financial year ended 31 March 2021**

**9. RISKS ASSOCIATED WITH FINANCIAL INSTRUMENTS (continued)**

**Currency risk (continued)**

Assets of the Fund may be denominated in a currency other than the base currency of the Fund and changes in the exchange rate between the base currency and the currency of the asset may lead to a depreciation of the value of the Fund's assets as expressed in the base currency. The Investment Manager may seek to mitigate this exchange rate risk by using Financial Derivative Instruments (FDI). No assurance, however, can be given that such mitigation will be successful.

Classes of Shares in the Fund may be denominated in currencies other than the base currency of the Fund and changes in the exchange rate between the base currency and the denominated currency of the Class may lead to a depreciation of the value of the investor's holding as expressed in the base currency even in cases where the Class is hedged. No assurance, however, can be given that such mitigation will be successful.

The Fund may enter into currency or interest rate exchange transactions and/or use derivatives to seek to protect against fluctuation in the relative value of its portfolio positions as a result of changes in currency exchange rates or interest rates of specific securities transactions or anticipated securities transactions.

An increase in 50 basis points in foreign currency rates as at the reporting date would have increased the net assets attributable to the holders of redeemable shares and changes in net assets attributable to the holders of redeemable shares by EUR 2,723 (31 March 2020: EUR 1,135).

**Other price risk**

Other price risk is the risk that the value of the instrument will fluctuate as a result of changes in market prices (other than those arising from interest rate risk or currency risk), whether caused by factors specific to an individual investment, its issuer or all factors affecting all instruments traded in the market. As the majority of the Company's financial instruments are carried at fair value with fair value changes recognised in the Statement of Comprehensive Income, all changes in market conditions will directly affect net investment income.

A 5% increase in the value of the Company's investments at 31 March 2021 with all other variables held constant, would have increased the net assets attributable to holders of redeemable participating shares and the changes in net assets attributable to holders of redeemable participating shares by EUR 1,848,303 (2020: EUR 1,388,867); an equal change in the opposite direction would have decreased the net assets attributable to holders of redeemable participating shares by an equal but opposite amount.

**Liquidity risk**

Liquidity risk is the risk that the Fund will encounter difficulty in meeting obligations associated with financial liabilities.

The Fund's Supplement provides for the regular creation and cancellation of interests and is therefore exposed to the liquidity risk of meeting Fund's redemptions at any time. The Fund seeks to invest in liquid securities that can be liquidated with little notice and maintains an adequate level of cash in order to meet particular redemptions at any time.

Not all securities or instruments invested in by the Fund will be listed or rated and consequently liquidity may be low. Moreover, the accumulation and disposal of holdings in some investments may be time consuming and may need to be conducted at unfavourable prices. The Fund may also encounter difficulties in disposing of assets at their fair price due to adverse market conditions leading to limited liquidity.

**NOTES TO THE FINANCIAL STATEMENTS (continued)**  
**For the financial year ended 31 March 2021**

**9. RISKS ASSOCIATED WITH FINANCIAL INSTRUMENTS (continued)**

**Liquidity risk (continued)**

The tables below show the Fund's financial liabilities by maturity.

<b>31 March 2021</b>	<b>&lt;1 month</b>	<b>1-3 months</b>	<b>&gt; 3 months</b>	<b>On demand</b>	<b>Total</b>
	<b>EUR</b>	<b>EUR</b>	<b>EUR</b>	<b>EUR</b>	<b>EUR</b>
Forward currency contracts	(63,495)	-	-	-	(63,495)
Due to brokers	(8,398,337)	-	-	-	(8,398,337)
Other payables and accrued expenses	(553,353)	-	-	-	(553,353)
Net assets attributable to holders of redeemable shares	-	-	-	(38,027,276)	(38,027,276)
<b>Total liabilities (including net assets attributable to redeemable shares)</b>	<b>(9,015,185)</b>	<b>-</b>	<b>-</b>	<b>(38,027,276)</b>	<b>(47,042,461)</b>

<b>31 March 2020</b>	<b>&lt;1 month</b>	<b>1-3 months</b>	<b>&gt; 3 months</b>	<b>On demand</b>	<b>Total</b>
	<b>EUR</b>	<b>EUR</b>	<b>EUR</b>	<b>EUR</b>	<b>EUR</b>
Forward currency contracts	(115,004)	-	-	-	(115,004)
Due to brokers	-	-	-	-	-
Other payables and accrued expenses	(444,997)	-	-	-	(444,997)
Net assets attributable to holders of redeemable shares	-	-	-	(31,783,362)	(31,783,362)
<b>Total liabilities (including net assets attributable to redeemable shares)</b>	<b>(560,001)</b>	<b>-</b>	<b>-</b>	<b>(31,783,362)</b>	<b>(32,343,363)</b>

**Credit risk**

Credit risk is the risk that counterparty to a financial instrument will fail to discharge an obligation or commitment that it has entered into with the Company, resulting in a financial loss to the Company. It arises principally from debt securities held, and also from derivative financial assets, cash and cash equivalents and balances due from brokers.

The Company has appointed Citi Depositary Services Ireland Designated Activity Company as Depositary of all assets pursuant to the Depositary Agreement. In accordance with and subject to the Depositary Agreement, the Depositary provides safe custody for all assets of the Company which will be under the control of its custodial network.

There can be no assurance that issuers of the securities or other instruments in which the Fund invests will not be subject to credit difficulties leading to the loss of some or all of the sums invested in such securities or instruments or payments due on such securities or instruments (as well as any appreciation of sums invested in such securities).

The credit rating of the Depositary, Citi Depositary Services Ireland Designated Activity Company was A+ with S&P as at 31 March 2021 (31 March 2020: A+).

NOTES TO THE FINANCIAL STATEMENTS (continued)  
For the financial year ended 31 March 2021

9. RISKS ASSOCIATED WITH FINANCIAL INSTRUMENTS (continued)

Credit risk (continued)

During the year, cash and cash equivalents were held with Citibank N.A., a delegate of the Depositary, in the name of Citi Depositary Services Ireland Designated Activity Company.

Bankruptcy or insolvency of any counterparty used by the Fund may cause their rights with respect to cash and cash equivalents not to be enforceable.

It is the Investment Manager's policy that any trading is permitted only with brokers that meet regulatory requirements. The requirements and the counterparties themselves are approved by the Investment Manager, as a Financial Conduct Authority regulated entity, according to its compliance and risk policies. The Investment Manager will receive the recommendation for appointing each broker and review the selection on the basis of the findings of the due diligence conducted on that broker. On a semi-annual basis, the Investment Manager will review the broker selection procedures as part of the due diligence review process.

As at 31 March, the Fund invested in corporate bonds with the following credit quality:

Rating	2021 Amount	2021 %	2020 Amount	2020 %
B1	8,460,841	22.86%	4,677,861	16.78%
B2	8,804,188	23.78%	4,339,537	15.57%
B3	5,484,074	14.82%	6,466,262	23.20%
Ba1	1,030,472	2.78%	1,272,530	4.57%
Ba2	1,896,128	5.12%	1,438,081	5.16%
Ba3	4,519,799	12.21%	5,987,313	21.48%
Caa1	4,230,515	11.43%	2,494,968	8.95%
Caa2	2,590,340	7.00%	1,194,538	4.29%
<b>Total</b>	<b>37,016,357</b>	<b>100.00%</b>	<b>27,871,090</b>	<b>100.00%</b>

As at 31 March, the Fund's corporate bond exposures were concentrated in the following industries:

Industry	2021 %	2020 %
Basic Materials	6.46%	9.36%
Communications	19.30%	23.82%
Consumer, cyclical	11.50%	11.80%
Consumer, non-cyclical	28.30%	30.74%
Diversified	0.55%	0.92%
Financial	17.34%	9.92%
Industrial	12.95%	11.26%
Energy	1.27%	0.86%
Technology	2.33%	1.32%
<b>Total</b>	<b>100.00%</b>	<b>100.00%</b>

**NOTES TO THE FINANCIAL STATEMENTS (continued)**  
**For the financial year ended 31 March 2021**

**9. RISKS ASSOCIATED WITH FINANCIAL INSTRUMENTS (continued)**

**Credit risk (continued)**

There were no significant concentrations of credit risk to any individual issuer or group of issuers in the corporate bonds portfolio as at 31 March 2021 and 31 March 2020.

No individual investment exceeded 5% of the net assets attributable to the holders of the redeemable shares as shown in the schedule of investments. The Fund's maximum credit risk exposure at the reporting date is represented by the respective carrying amounts of the relevant financial assets in the Statement of Financial Position. The notional amounts of derivative assets and liabilities are included in the Schedule of Investments.

**Interest rate risk**

Interest rate risk is the risk that the fair value or future cash flows of a financial instrument will fluctuate because of changes in market interest rates.

The Fund can be exposed to both fair value and cash flow interest rate risks through its investments. Cash flow interest rate risk also arises on the balances held with the Depositary.

An increase in 50 basis points in interest rates as at the reporting date would have increased the net assets attributable to the holders of redeemable shares and changes in net assets attributable to holders of redeemable shares by EUR 187,314 (31 March 2020: EUR 156,192). This is because of an increase in interest income and a reduction in the value of the portfolio. A decrease of 50 basis points would have had an equal but opposite effect.

The following table details the Fund's exposure to interest rate risks. It includes the Fund's assets and trading liabilities at fair values, categorised by maturity date measured by the carrying value of the assets and liabilities.

**31 March 2021**

	<b>&lt; 1 year</b>	<b>1 to 2</b>	<b>2 to 5</b>	<b>&gt; 5 years</b>	<b>Non-</b>	
<b>Assets</b>	<b>EUR</b>	<b>years</b>	<b>years</b>	<b>EUR</b>	<b>interest</b>	<b>Total</b>
		<b>EUR</b>	<b>EUR</b>		<b>bearing</b>	<b>EUR</b>
					<b>EUR</b>	
Corporate bonds	-	1,016,660	16,976,777	19,022,920	-	37,016,357
Forward currency contracts	-	-	-	-	13,192	13,192
<i>Other assets:</i>						
Cash and cash equivalents	511,081	-	-	-	-	511,081
Due from brokers	8,333,758	-	-	-	-	8,333,758
Other receivables	-	-	-	-	1,168,073	1,168,073
<b>Total assets</b>	<b>8,844,839</b>	<b>1,016,660</b>	<b>16,976,777</b>	<b>19,022,920</b>	<b>1,181,265</b>	<b>47,042,461</b>
<b>Liabilities</b>						
Forward currency contracts	-	-	-	-	(63,495)	(63,495)
<i>Financial liabilities:</i>						
Due to brokers	(8,398,337)	-	-	-	-	(8,398,337)
Other payables and accrued expenses	-	-	-	-	(553,353)	(553,353)
<b>Total liabilities</b>	<b>(8,398,337)</b>	<b>-</b>	<b>-</b>	<b>-</b>	<b>(616,848)</b>	<b>(9,015,185)</b>

NOTES TO THE FINANCIAL STATEMENTS (continued)  
For the financial year ended 31 March 2021

9. RISKS ASSOCIATED WITH FINANCIAL INSTRUMENTS (continued)

Interest rate risk (continued)

31 March 2020

	< 1 year EUR	1 to 2 years EUR	2 to 5 years EUR	> 5 years EUR	Non- interest bearing EUR	Total EUR
<b>Assets</b>						
Corporate bonds	-	-	8,445,734	19,425,356	-	27,871,090
Forw ard currency contracts	-	-	-	-	21,263	21,263
<i>Other assets:</i>						
Cash and cash equivalents	3,227,930	-	-	-	-	3,227,930
Due from broker	139,328	-	-	-	-	139,328
Other receivables	-	-	-	-	1,083,752	1,083,752
<b>Total assets</b>	<b>3,367,258</b>	<b>-</b>	<b>8,445,734</b>	<b>19,425,356</b>	<b>1,105,015</b>	<b>32,343,363</b>
<b>Liabilities</b>						
Forw ard currency contracts	-	-	-	-	(115,004)	(115,004)
<i>Financial liabilities:</i>						
Due to brokers	-	-	-	-	-	-
Other payables and accrued expenses	-	-	-	-	(444,997)	(444,997)
<b>Total liabilities</b>	<b>-</b>	<b>-</b>	<b>-</b>	<b>-</b>	<b>(560,001)</b>	<b>(560,001)</b>

10. FAIR VALUE ESTIMATION

The Company has adopted IFRS 13 Fair Value Measurement. This requires the Company to classify fair value measurements using a fair value hierarchy that reflects the significance of the inputs used in making the measurements.

The fair value hierarchy of inputs is summarised in the three broad levels listed below .

- Level 1: Quoted prices (unadjusted) in active markets for identical assets or liabilities.
- Level 2: Inputs other than quoted prices included within Level 1 that are observable for the asset or liability, either directly (that is, as prices) or indirectly (that is, derived from prices).
- Level 3: Inputs for the asset or liability, w hich are not based on observable market data (that is, unobservable inputs).

**NOTES TO THE FINANCIAL STATEMENTS (continued)**  
**For the financial year ended 31 March 2021**

**10. FAIR VALUE ESTIMATION (continued)**

The level in the fair value hierarchy within which the fair value measurement is categorised in its entirety is determined on the basis of the lowest level input that is significant to the fair value measurement. For example, if a fair value measurement uses observable inputs that require significant adjustment based on unobservable inputs, that measurement is Level 3. Assessing the significance of a particular input to the fair value measurement in its entirety requires judgement, considering factors specific to the asset or liability.

The determination of what constitutes “observable” requires significant judgement by the Company. The Company considers observable data to be that market data that is readily available, regularly distributed or updated, reliable and verifiable, not proprietary, and provided by independent sources that are actively involved in the relevant market.

Investments measured and reported at fair value are classified and disclosed in one of the following fair value hierarchy levels based on the significance of the inputs used in measuring their fair value:

Level 1 inputs are unadjusted quoted prices in active markets for identical assets or liabilities that the reporting entity has the ability to access at the valuation date. An active market for the asset or liability is a market in which transactions for the asset or liability occur with sufficient frequency and volume to provide pricing information on an ongoing basis.

Level 2 inputs are inputs other than quoted prices in active markets included within Level 1 that are observable for the asset or liability, either directly or indirectly. Fair value is determined through the use of models or other valuation methodologies utilising such inputs. Level 2 inputs include the following:

- Quoted prices for similar assets or liabilities in active markets.
- Quoted prices for identical or similar assets or liabilities in markets that are not active, that is, markets in which there are few transactions for the asset or liability, the prices are not current, or price quotations vary substantially either over time or among market makers, or in which little information is released publicly.
- Inputs other than quoted prices that are observable for the asset or liability (e.g. interest rate and yield curves observable at commonly quoted intervals, volatilities, prepayment speeds, loss severities, credit risks and default rates).
- Inputs that are derived principally from, or corroborated by, observable market data by correlation or other means.

Level 3 inputs are unobservable inputs for the asset or liability. Unobservable inputs reflect the Company’s own assumptions about how market participants would be expected to value the asset or liability. Unobservable inputs are developed based on the best information available in the circumstances, other than market data obtained from sources independent of the Company and might include the Company’s own data.

An investment is always categorised as Level 1, 2 or 3 in its entirety. In certain cases, the fair value measurement for an investment may use a number of different inputs that fall into different levels of the fair value hierarchy. In such cases, an investment’s level within the fair value hierarchy is based on the lowest level of input that is significant to the fair value measurement. The assessment of the significance of a particular input to the fair value measurement requires judgement and is specific to the investment.



**NOTES TO THE FINANCIAL STATEMENTS (continued)**  
**For the financial year ended 31 March 2021**

**10. FAIR VALUE ESTIMATION (continued)**

At 31 March 2021, all investments in debt securities, Asset backed securities and forward currency contracts were classified as Level 2 securities.

There were no investments categorised as Level 3 as at 31 March 2021 and 31 March 2020.

The following table analyses within the fair value hierarchy the Fund's financial assets and liabilities measured at fair value at 31 March 2021:

<b>Assets</b>	<b>Level 1 EUR</b>	<b>Level 2 EUR</b>	<b>Level 3 EUR</b>	<b>Total EUR</b>
Corporate bonds	- 37,016,357		-	37,016,357
Forward currency contracts	-	13,192	-	13,192
<b>Total assets</b>	<b>- 37,029,549</b>		<b>-</b>	<b>37,029,549</b>
<b>Liabilities</b>				
Forward currency contracts	-	(63,495)	-	(63,495)
<b>Total liabilities</b>	<b>-</b>	<b>(63,495)</b>	<b>-</b>	<b>(63,495)</b>

The following table analyses within the fair value hierarchy the Fund's financial assets and liabilities measured at fair value at 31 March 2020:

<b>Assets</b>	<b>Level 1 EUR</b>	<b>Level 2 EUR</b>	<b>Level 3 EUR</b>	<b>Total EUR</b>
Corporate bonds	- 27,871,090		-	27,871,090
Forward currency contracts	-	21,263	-	21,263
<b>Total assets</b>	<b>- 27,892,353</b>		<b>-</b>	<b>27,892,353</b>
<b>Liabilities</b>				
Forward currency contracts	-	(115,004)	-	(115,004)
<b>Total liabilities</b>	<b>-</b>	<b>(115,004)</b>	<b>-</b>	<b>(115,004)</b>

Derivatives have been valued using market observable inputs which may include foreign exchange rates.

There were no transfers between Level 1 and Level 2 during the financial year ended 31 March 2021 or 2020.

NOTES TO THE FINANCIAL STATEMENTS (continued)  
For the financial year ended 31 March 2021

11. NET GAINS/LOSSES ON FINANCIAL ASSETS AND LIABILITIES AT FAIR VALUE THROUGH PROFIT OR LOSS

The following table details the gains and losses from financial assets and liabilities at fair value through profit or loss for the financial year ended 31 March 2021:

	EUR
<b>Held for trading:</b>	
Net realised gain on financial assets and liabilities at fair value through profit or loss	(594,171)
Net unrealised loss on financial assets and liabilities at fair value through profit or loss	5,799,751
<b>Net loss on financial assets and liabilities at fair value through profit or loss</b>	<b>5,205,580</b>

The following table details the gains and losses from financial assets and liabilities at fair value through profit or loss for the financial year ended 31 March 2020:

	EUR
<b>Held for trading:</b>	
Net realised loss on financial assets and liabilities at fair value through profit or loss	336,951
Net unrealised gain on financial assets and liabilities at fair value through profit or loss	(5,180,998)
<b>Net loss on financial assets and liabilities at fair value through profit or loss</b>	<b>(4,844,047)</b>

12. EXCHANGE RATES

The foreign exchange rates used at financial year end are:

Currency	31-Mar-2021	31-Mar-2020
GBP	1.1739	1.1301
CHF	0.9040	0.9419
EUR	1.0000	1.0000
SEK	0.0976	0.0920
USD	0.8508	0.9114

**NOTES TO THE FINANCIAL STATEMENTS (continued)**  
**For the financial year ended 31 March 2021**

**13. OFFSETTING OF FINANCIAL ASSETS AND LIABILITIES**

As at 31 March 2021 and 31 March 2020, the Company has not offset any financial assets and financial liabilities in the Statement of Financial Position. The disclosures set out in the tables below include financial assets and financial liabilities that are subject to an enforceable master netting arrangement or similar agreement in the event of default as defined under such arrangements.

The Company receives and gives collateral in the form of cash or marketable securities in respect of its financial instruments. Such collateral is subject to standard industry terms including, where appropriate, master netting agreements and International Swaps and Derivatives Association ("ISDA"). Each party to the master netting agreement will have the option to settle all open contracts on a net basis in the event of default of the other party. The agreements also give each party the right to terminate the related transactions on the counterparty's failure to post collateral.

There have been no collateral received/pledged by the Company or by the counterparty as at 31 March 2021 and 31 March 2020.

There were no brokerage agreements in place as at 31 March 2021 and 31 March 2020.

The financial assets and liabilities that are subject to offsetting are shown in the table below for 31 March 2021.

Offsetting of financial assets, derivative assets and collateral received by type of financial asset:

Types of financial assets	Related amounts not offset in the statement of financial position					
	Gross amounts of assets in statement of financial position	Gross amounts offset in the statement of financial position	Net amount presented on the statement of financial position	Financial instruments	Cash collateral received	Net amount
	EUR	EUR	EUR	EUR	EUR	EUR
Corporate bonds	37,016,357	-	37,016,357	-	-	37,016,357
Derivatives	13,192	-	13,192	(13,192)	-	-
<b>Total</b>	<b>37,029,549</b>	<b>-</b>	<b>37,029,549</b>	<b>(13,192)</b>	<b>-</b>	<b>37,016,357</b>

NOTES TO THE FINANCIAL STATEMENTS (continued)  
For the financial year ended 31 March 2021

13. OFFSETTING OF FINANCIAL ASSETS AND LIABILITIES (continued)

Offsetting of financial liabilities, derivative liabilities and collateral pledged by type of financial liability:

Types of financial liabilities	Related amounts not offset in the statement of financial position					
	Gross amounts of liabilities in the statement of financial position	Gross amounts offset in the statement of financial position	Net amount presented on the statement of financial position	Financial instruments	Cash collateral pledged	Net amount
	EUR	EUR	EUR	EUR	EUR	EUR
Derivatives	63,495	-	63,495	(13,192)	-	50,303
<b>Total</b>	<b>63,495</b>	<b>-</b>	<b>63,495</b>	<b>(13,192)</b>	<b>-</b>	<b>50,303</b>

The financial assets and liabilities that are subject to offsetting are shown in the table below for 31 March 2020.

Offsetting of financial assets, derivative assets and collateral received by type of financial asset:

Types of financial assets	Related amounts not offset in the statement of financial position					
	Gross amounts of assets in the statement of financial position	Gross amounts offset in the statement of financial position	Net amount presented on the statement of financial position	Financial instruments	Cash collateral received	Net amount
	EUR	EUR	EUR	EUR	EUR	EUR
Corporate bonds	27,871,090	-	27,871,090	-	-	27,871,090
Derivatives	21,263	-	21,263	(21,263)	-	-
<b>Total</b>	<b>27,892,353</b>	<b>-</b>	<b>27,892,353</b>	<b>(21,263)</b>	<b>-</b>	<b>27,871,090</b>

NOTES TO THE FINANCIAL STATEMENTS (continued)  
For the financial year ended 31 March 2021

13. OFFSETTING OF FINANCIAL ASSETS AND LIABILITIES (continued)

Offsetting of financial liabilities, derivative liabilities and collateral pledged by type of financial liability:

Types of financial liabilities	Related amounts not offset in the statement of financial position					
	Gross amounts of liabilities in the statement of financial position	Gross amounts offset in the statement of financial position	Net amount presented on the statement of financial position	Financial instruments	Cash collateral pledged	Net amount
	EUR	EUR	EUR	EUR	EUR	EUR
Derivatives	115,004	-	115,004	(21,263)	-	93,741
<b>Total</b>	<b>115,004</b>	<b>-</b>	<b>115,004</b>	<b>(21,263)</b>	<b>-</b>	<b>93,741</b>

14. DERIVATIVE CONTRACTS

Typically, derivative contracts serve as components of the Fund's investment strategy and are utilised primarily to structure and hedge investments, to enhance performance and reduce risk to the Fund (the Fund does not designate any derivative as a hedging instrument for hedge accounting purposes). The derivative contracts that the Fund may hold or issue include forward currency contracts.

The Fund uses derivative financial instruments to economically hedge its risks associated primarily with interest rate and foreign currency fluctuations. Derivative financial instruments may also be used for trading purposes where the Investment Manager believes this would be more effective than investing directly in the underlying financial instruments.

Derivatives often reflect, at their inception only a mutual exchange of promises with little or no transfer of tangible consideration. However, these instruments frequently involve a high degree of leverage and are very volatile. A relatively small movement in the underlying of a derivative contract may have a significant impact on the profit or loss of the Fund.

OTC derivatives may expose the Fund to the risks associated with the absence of an exchange market on which to close out an open position.

The Fund's constitution sets limits on investments in derivatives with high risk profile. The Investment Manager is instructed to closely monitor the Fund's exposure under derivative contracts as part of the overall management of the Fund's market risk.

At the reporting dates, the only derivatives that the Fund traded in were forward currencies contract for hedging purposes.

**NOTES TO THE FINANCIAL STATEMENTS (continued)**  
**For the year ended 31 March 2020**

**15. RELATED PARTY TRANSACTIONS**

Parties are considered related if one party has the ability to control the other party or exercise significant influence over the other party in making financial or operational decisions.

Intermediate Capital Managers Limited acts as the Investment Manager of the Fund and provided day-to-day management of the investment program. For details of fees paid/payable and fee reimbursement to/from the Investment Manager please see Note 3.

There are 300,000 non-participating Shares currently in issue. 299,999 redeemable non-participating Shares have been issued to the Investment Manager and 1 redeemable non-participating Share has been issued to Intermediate Capital Investments Limited, an affiliate of the Investment Manager.

The Investment Manager is a wholly owned subsidiary of Intermediate Capital Group plc, organised under the laws of England and Wales and is regulated by the UK Financial Conduct Authority in the conduct of financial services and investment management activities. As at 31 March 2021 Intermediate Capital Group Plc which is a related party to the Company holds 100% (2020: 100%) of the redeemable participating shares of the Company.

Carne Global Fund Managers (Ireland) Limited, as Manager to the Company, earned a fee of EUR 25,483 (31 March 2020: EUR 25,376) for the financial year ended 31 March 2021, out of which EUR 2,001 (31 March 2020: EUR 3,876) remained unpaid as at 31 March 2021.

John Skelly, a Director of the Company, is an employee of Carne Global Financial Services Limited, the Company Secretary of the Company and the parent company of the Manager. Carne Global Financial Services Limited earned fees during the year in respect of company secretarial services and other fund governance services provided to the Company. During the year, the fees amounted to EUR 13,000 of which EUR 9,000 was prepaid as at financial year end 31 March 2021.

Jason Vickers, a Director, is an employee of the Investment Manager. For details of fees and expenses paid and payable to the Directors please see Note 3.

**16. CONTINGENT LIABILITIES**

As at 31 March 2021 and 2020, the Company did not have any significant commitments or contingent liabilities, other than those which are disclosed in the financial statements.

**17. SOFT COMMISSIONS**

During 2021 and 2020, the Investment Manager has not entered into any soft commission arrangements with brokers.

**NOTES TO THE FINANCIAL STATEMENTS (continued)**  
**For the year ended 31 March 2020**

**18. DIRECTED BROKERAGE SECURITIES**

There were no directed brokerage securities as at financial year ended 31 March 2021 and 2020.

**19. SIGNIFICANT EVENTS DURING THE YEAR**

On 1 April 2020 and 1 October 2020, the Directors approved the declaration of EUR 12,856 and EUR 11,193 distribution to the shareholders of Class A Euro Dist Class shares at EUR 1.28 per share and EUR 1.11 per share respectively.

The current worldwide Coronavirus outbreak, declared by the World Health Organization as a global health emergency on 30 January 2020, has caused disruption to businesses and economic activity which has been reflected in recent fluctuations in global stock markets. The situation is being continuously monitored.

In the opinion of the Board, the fair value of the Company's investments takes into account the impact of the Coronavirus pandemic and therefore no further adjustment for the pandemic is required in these financial statements.

There was an updated prospectus issued in March in relation to Sustainable Finance Disclosure Regulation (SFDR) regulation which came effective 10 March 2021.

There were no other significant events that happened during the year ended 31 March 2021.

**20. SUBSEQUENT EVENTS**

On 1 April 2021, the Directors approved the declaration of EUR 11,344 distribution to the shareholders of Class A Euro Dist Class shares at EUR 1.13 per share.

Dairine MacGinley was appointed as Director on 17 June 2021 and Roddy Stafford resigned on the same date.

There were no other subsequent events to disclose in the financial statements.

**21. APPROVAL OF FINANCIAL STATEMENTS**

The accounts were approved by the Board of Directors on 26 July 2021.

# ICG UCITS FUNDS (IRELAND) PLC

## SCHEDULE OF INVESTMENTS AS AT 31 MARCH 2021

Nominal	Description	Fair Value EUR	% of Net Assets
<b>Financial assets at fair value through profit or loss</b>			
<b>Corporate Bonds (31 March 2020: 87.70%)</b>			
	<b>EUR</b>		
500,000	A do Properties SA 3.250% 05/08/2025	522,550	1.37%
150,000	Cidron Aida Finco Sarl 5.000% 01/04/2028	152,062	0.40%
350,000	Altice Financing SA 3.000% 15/01/2028	335,714	0.88%
325,000	Ardagh Pkg Fin/Hldgs Usa 2.125% 15/08/2026	324,614	0.85%
750,000	La Finac Atalian SA 5.125% 15/05/2025	730,775	1.92%
250,000	Parts Europe SA 6.500% 16/07/2025	262,554	0.69%
300,000	Belden INC 3.875% 15/03/2028	310,827	0.82%
225,000	Plt Vii Finance Sarl 4.625% 05/01/2026	234,602	0.62%
100,000	Plt Vii Finance Sarl 0.000% 05/01/2026	101,876	0.27%
500,000	Ball Corp 1.500% 15/03/2027	507,922	1.34%
550,000	Boxer Parent Co INC 6.500% 02/10/2025	587,139	1.54%
200,000	Cogent Communications GR 4.375% 30/06/2024	204,962	0.54%
200,000	Constantin Investisseme 5.375% 15/04/2025	202,778	0.53%
302,000	Catalent Pharma Solution 2.375% 01/03/2028	301,654	0.79%
400,000	Dkt Finance Aps 7.000% 17/06/2023	410,208	1.08%
400,000	Demire Real Estate AG 1.875% 15/10/2024	387,572	1.02%
100,000	Encore Capital Group Inc 4.875% 15/10/2025	105,732	0.28%
200,000	Encore Capital Group Inc 0.000% 15/01/2028	204,311	0.54%
300,000	Eircom Finance Dac 3.500% 15/05/2026	305,935	0.80%
300,000	Energizer Gamma Acq BV 4.625% 15/07/2026	309,133	0.81%
890,000	Italmatch Chemicals SPA 0.000% 30/09/2024	857,203	2.25%
225,000	Foncia Management Sasu 3.375% 31/03/2028	224,612	0.59%
125,000	Flamingo Lux li SA 5.000% 31/03/2029	125,034	0.33%
150,000	Garfunkelux Holdco 3 SA 6.750% 01/11/2025	155,348	0.41%
100,000	Grifols SA 1.625% 15/02/2025	100,246	0.26%
100,000	Grifols SA 2.25% 15/11/2027	101,374	0.27%
550,000	House Of Finance Nv/The 4.375% 15/07/2026	560,062	1.47%
300,000	Sofima Holding S.P.A 3.750% 15/01/2028	302,408	0.80%
410,000	Ineos Finance PLC 2.875% 01/05/2026	415,123	1.09%
100,000	Intl Design Group 6.500% 15/11/2025	104,655	0.28%
100,000	lpd 3 BV 5.500% 01/12/2025	103,550	0.27%
400,000	lqvia INC 2.250% 15/01/2028	401,939	1.06%
500,000	Kraton Polymers Llc/Cap 5.250% 15/05/2026	515,924	1.36%
100,000	Laboratoire Eimer Selas 5.000% 01/02/2029	101,653	0.27%
250,000	Lorca Telecom Bondco 4.000% 18/09/2027	257,176	0.68%
350,000	Louvre Bidco SAS 4.250% 30/09/2024	351,274	0.92%
200,000	Louvre Bidco SAS 6.500% 30/09/2024	206,875	0.54%
800,000	Matterhorn Telecom SA 3.125% 15/09/2026	797,716	2.10%
550,000	Maxeda Diy Holding BV 5.875% 01/10/2026	570,190	1.50%
600,000	Motion Finco Sarl 7.000% 15/05/2025	634,500	1.67%
940,000	Novafives SAS 5.000% 15/06/2025	881,550	2.32%
450,000	Platin 1426 Gmbh 5.375% 15/06/2023	454,661	1.20%



**ICG UCITS FUNDS (IRELAND) PLC**

**SCHEDULE OF INVESTMENTS AS AT 31 MARCH 2021 (continued)**

<b>Nominal</b>	<b>Description</b>	<b>Fair Value EUR</b>	<b>% of Net Assets</b>
<b>Financial assets at fair value through profit or loss (continued)</b>			
<b>Corporate Bonds (31 March 2020: 87.70%) (continued)</b>			
	<b>EUR (continued)</b>		
800,000	Polygon AB 4.000% 23/02/2023	810,000	2.13%
750,000	Clarios Global Lp/Us Fin 4.375% 15/05/2026	778,725	2.05%
200,000	Progroup AG 3.000% 31/03/2026	203,094	0.53%
325,000	Pinnacle Bidco PLC 5.500% 15/02/2025	330,174	0.87%
350,000	Rossini Sarl 6.750% 30/10/2025	371,280	0.98%
100,000	Sappi Papier Holding Gmbh 3.625% 15/03/2028	100,280	0.26%
100,000	Nidda Healthcare Holding 3.500% 30/09/2024	100,327	0.26%
250,000	Nidda Bondco Gmbh 5.000% 30/09/2025	253,551	0.67%
700,000	Nidda Bondco Gmbh 7.250% 30/09/2025	724,465	1.91%
771,000	Platin 1426 Gmbh 6.875% 15/06/2023	779,481	2.05%
500,000	Altice France SA 3.375% 15/01/2028	489,133	1.29%
175,000	Altice France SA 4.125% 15/01/2029	175,550	0.46%
300,000	Iho Verwaltungs Gmbh 3.625% 15/05/2025	305,821	0.80%
850,000	Sigma Holdco BV 5.750% 15/05/2026	821,772	2.16%
300,000	Silgan Holdings INC 3.250% 15/03/2025	302,580	0.80%
250,000	Softbank Group Corp 5.000% 15/04/2028	282,632	0.74%
900,000	Summer Bc Holdco B Sarl 5.750% 31/10/2026	950,175	2.50%
800,000	Techem Verwaltungsgesell 2.000% 15/07/2025	791,364	2.08%
100,000	Techem Verwaltungsges 6.000% 30/07/2026	104,000	0.27%
100,000	Goldstory SAS 5.375% 01/03/2026	102,570	0.27%
300,000	Vertical Midco Gmbh 4.375% 15/07/2027	315,780	0.83%
125,000	Brunello Bidco SPA 3.500% 15/02/2028	124,688	0.33%
150,000	Brunello Bidco SPA 0.000% 15/02/2028	150,154	0.39%
400,000	Telenet Finance Lux Note 3.500% 01/03/2028	415,098	1.09%
250,000	Unilabs Subholding AB 5.750% 15/05/2025	254,573	0.67%
400,000	Upcb Finance Vii Ltd 3.625% 15/06/2029	405,206	1.07%
125,000	Victoria PLC 3.750% 15/03/2028	127,082	0.33%
175,000	Victoria PLC 3.625% 26/08/2026	178,820	0.47%
125,000	Verisure Holding AB 3.250% 15/02/2027	126,193	0.33%
375,000	Verisure Holding AB 3.875% 15/07/2026	387,423	1.02%
100,000	Verisure Midholding AB 5.250% 15/02/2029	103,572	0.27%
400,000	Verisure Holding AB 0.000% 15/04/2025	409,124	1.08%
500,000	Wepa Hygieneprodukte Gmb 2.875% 15/12/2027	501,043	1.32%
200,000	Wmg Acquisition Corp 2.750% 15/07/2028	204,265	0.54%
350,000	Wmg Acquisition Corp 3.625% 15/10/2026	361,073	0.95%
500,000	Ziggo BV 2.875% 15/01/2030	503,223	1.32%
300,000	Ziggo Bond Co BV 3.375% 28/02/2030	296,445	0.78%
206,602	Parts Europe SA 0.000% 01/05/2022	206,660	0.54%
198,000	Diocle SPA 0.000% 30/06/2026	198,870	0.52%
171,428	Louvre Bidco SAS 0.000% 30/09/2024	172,885	0.45%
220,500	Upcb Finance IV 4.000% 15/01/2027	225,136	0.59%
400,000	Ziggo BV 4.250% 15/01/2027	416,981	1.10%
		<b>29,587,261</b>	<b>77.80%</b>

**ICG UCITS FUNDS (IRELAND) PLC**

**SCHEDULE OF INVESTMENTS AS AT 31 MARCH 2021 (continued)**

Nominal	Description	Fair Value EUR	% of Net Assets
<b>Financial assets at fair value through profit or loss (continued)</b>			
<b>Corporate Bonds (31 March 2020: 87.70%) (continued)</b>			
	<b>GBP</b>		
275,000	Cidron Aida Finco Sarl 6.250% 01/04/2028	326,861	0.86%
400,000	B&M European Value Ret 3.625% 15/07/2025	485,711	1.28%
340,000	Boparan Finance PLC 7.625% 30/11/2025	394,818	1.04%
100,000	Cpuk Finance LTD 6.500% 28/08/2026	124,410	0.33%
175,000	Encore Capital Group INC 5.375% 15/02/2026	214,731	0.56%
250,000	Garfunkelux Holdco 3 SA 7.750% 01/11/2025	303,995	0.80%
375,000	Jerrold Finco PLC 5.250% 15/01/2027	447,039	1.18%
350,000	Miller Homes Grp Hlds 5.500% 15/10/2024	420,422	1.11%
300,000	Talktalk Telecom Group 3.875% 20/02/2025	345,189	0.91%
550,000	Virgin Media Secured Fin 4.125% 15/08/2030	646,056	1.70%
825,000	Dolya Holdco 4.875% 15/07/2028	1,001,770	2.63%
		<b>4,711,002</b>	<b>12.40%</b>
	<b>USD</b>		
1,372,000	Advanz Pharma Corp LTD 8.000% 06/09/2024	1,200,806	3.16%
300,000	Altice Financing SA 7.500% 15/05/2026	267,059	0.70%
550,000	Ithaca Energy North 9.375% 15/07/2024	469,721	1.24%
400,000	Sigma Holdco BV 7.875% 15/05/2026	341,024	0.90%
500,000	Dkt Finance Aps 9.375% 17/06/2023	439,484	1.16%
		<b>2,718,094</b>	<b>7.16%</b>
<b>Total Corporate Bonds (31 March 2020: 87.70 %)</b>		<b>37,016,357</b>	<b>97.36%</b>

SCHEDULE OF INVESTMENTS AS AT 31 MARCH 2021 (continued)

Nominal	Description	Fair Value EUR	% of Net Assets
---------	-------------	-------------------	--------------------

Financial assets at fair value through profit or loss (continued)

Forward currency contracts (31 March 2020: 0.07%)

Maturity Date	Counterparty	Amount Bought	Amount Sold	Unrealised Gain EUR	% of Net Assets
1-Apr-21	Citibank N.A.	USD 614,942	(EUR 516,843)	6,367	0.02%
3-May-21	Citibank N.A.	EUR 2,712,104	(USD 3,181,687)	6,825	0.02%
<b>Total Forward Currency Contracts (31 March 2020: 0.07%)</b>				<b>13,192</b>	<b>0.04%</b>

Financial liabilities at fair value through profit and loss

Forward currency contracts (31 March 2020: (0.37%))

Maturity Date	Counterparty	Amount Bought	Amount Sold	Unrealised Loss EUR	% of Net Assets
1-Apr-21	Citibank N.A.	EUR 2,692,192	(USD 3,202,640)	(32,707)	(0.09%)
1-Apr-21	Citibank N.A.	EUR 4,526,331	(GBP 3,865,873)	(11,789)	(0.03%)
4-May-21	Citibank N.A.	EUR 4,508,547	(GBP 3,857,983)	(17,708)	(0.05%)
3-May-21	Citibank N.A.	USD 614,544	(EUR 523,817)	(1,291)	(0.00%)
<b>Total Forward Currency Contracts (31 March 2020: (0.37%))</b>				<b>(63,495)</b>	<b>(0.17%)</b>

Total financial assets at fair value through profit or loss	37,029,549	97.38%
Total financial liabilities at fair value through profit or loss	(63,495)	(0.17%)
Other net assets	1,061,222	2.79%
<b>Net Assets Attributable to Holders of Redeemable Shares</b>	<b>38,027,276</b>	<b>100.00%</b>

Analysis of Total Assets:	Fair Value EUR	% of Net Assets
a) Transferable securities on regulated stock exchange	37,029,549	78.72%
b) Cash and cash equivalents	511,081	1.09%
c) Other assets	9,501,831	20.20%
<b>Total Assets</b>	<b>47,042,461</b>	<b>100.00%</b>

## ICG UCITS FUNDS (IRELAND) PLC

### SIGNIFICANT PORTFOLIO CHANGES FOR THE YEAR ENDED 31 MARCH 2021 (Unaudited)

#### Purchases

Nominal	Investments	EUR
825,000	Dolya Holdco 4.875% 15/07/2028	923,398
985,000	Advanz Pharma Corp LTD 8.000% 06/09/2024	829,781
371,000	Platin 1426 Gmbh 6.875% 15/06/2023	729,757
550,000	Virgin Media Secured Fin 4.125% 15/08/2030	614,569
600,000	Motion Finco Sarl 7.000% 15/05/2025	614,250
550,000	Maxeda Diy Holding BV 5.875% 01/10/2026	565,719
550,000	Boxer Parent Co INC 6.500% 02/10/2025	550,000
1,000,000	Wepa Hygieneprodukte Gmb 2.875% 15/12/2027	506,875
500,000	Ado Properties SA 3.250% 05/08/2025	494,355
500,000	Dkt Finance Aps 9.375% 17/06/2023	456,211
500,000	Italmatch Chemicals SPA 0.000% 30/09/2024	452,063
400,000	B&M European Value Ret 3.625% 15/07/2025	445,900
375,000	Jerrold Finco PLC 5.250% 15/01/2027	422,713
400,000	Verisure Holding AB 0.000% 15/04/2025	402,455
340,000	Boparan Finance PLC 7.625% 30/11/2025	385,332
375,000	Verisure Holding AB 3.875% 15/07/2026	375,000
330,000	Virgin Media Secured Fin 4.250% 15/01/2030	357,304
350,000	Synlab Bondco Plc 4.750% 01/07/2025	346,500
275,000	Cidron Aida Finco Sarl 6.250% 01/04/2028	320,458
325,000	Ardagh Pkg Fin/Hldgs Usa 2.125% 15/08/2026	313,625

#### Sales

Nominal	Investments	EUR
830,000	Virgin Media Secured Fin 4.250% 15/01/2030	931,511
700,000	Jerrold Finco Plc 4.875% 15/01/2026	705,204
770,000	Garret Lx I/ Borrowing 5.125% 15/10/2026	637,788
600,000	Netflix Inc 3.875% 15/11/2029	614,250
700,000	Eagle Int Glo/Ruyi US FI 5.375% 01/05/2023	603,500
600,000	Cheplapharm Arzneimittel 3.500% 11/02/2027	587,250
500,000	Grupo-Antolin Irausa SA 3.250% 30/04/2024	469,063
450,000	Rossini Sarl 0.000% 30/10/2025	449,438
500,000	Corestate Capital Hold 3.500% 15/04/2023	420,000
400,000	Ceramtec Bondco Gmbh 5.250% 15/12/2025	392,000
350,000	Synlab Bondco Plc 4.750% 01/07/2025	351,995
300,000	Evoca Spa 0.000% 01/11/2026	285,780
300,000	Iron Mountain Inc 3.000% 15/01/2025	285,030
300,000	Q-Park Holding BV 2.000% 01/03/2027	282,750
250,000	Faurecia 2.375% 15/06/2027	255,375
250,000	House Of Finance Nv/The 4.375% 15/07/2026	246,300
225,000	lqvia Inc 2.875% 15/06/2028	226,688
200,000	Smurfit Kappa Acquisitio 2.875% 15/01/2026	221,000
200,000	Avantor Funding Inc 3.875% 15/07/2028	208,250
150,000	Casino Guichard Perracho 5.250% 15/04/2027	150,188

The above represents aggregate purchases of a security exceeding 1 percent of the total value of purchases for the year or aggregate disposals greater than 1 percent of the total value of sales. If there were fewer than 20 purchases/sales that exceed 1 percent during the year the largest 20 purchases/sales are disclosed.

ADDITIONAL INFORMATION FOR THE YEAR ENDED 31 MARCH 2021 (Unaudited)

1. REMUNERATION DISCLOSURE

**Manager**

**Introduction**

The European Union Directive 2014/91/EU as implemented in Ireland by S.I. No. 143/2016 - European Union (Undertakings for Collective Investment in Transferable Securities) (Amendment) Regulations 2016, requires management companies to establish and apply remuneration policies and practices that promote sound and effective risk management, and do not encourage risk taking which is inconsistent with the risk profile of the UCITS.

To that effect, Carne Global Fund Managers (Ireland) Limited (“the Manager”), has implemented a remuneration policy that applies to all UCITS for which the Manager acts as manager (the “Remuneration Policy”) and covers all staff whose professional activities have a material impact on the risk profile of the Manager or the UCITS it manages (“Identified Staff of the Manager”). The Remuneration Policy also applies to all alternative investment funds for which the Manager acts as alternative investment fund manager.

In accordance with the Remuneration Policy, all remuneration paid to Identified Staff of the Manager can be divided into:

- Fixed remuneration (payments or benefits without consideration of any performance criteria); and
- Variable remuneration (additional payments or benefits depending on performance or, in certain cases, other contractual criteria) which is not based on the performance of the UCITS.

The Manager has designated the following persons as Identified Staff of the Manager:

1. The Designated Persons;
2. Each of the Manager’s directors;
3. Compliance Officer;
4. Risk Officer;
5. Chief Operating Officer; and
6. All members of the investment committee.

The Manager has a business model, policies and procedures which by their nature do not promote excessive risk taking and take account of the nature, scale and complexity of the Manager and the UCITS. The Remuneration Policy is designed to discourage risk taking that is inconsistent with the risk profile of the UCITS and the Manager is not incentivised or rewarded for taking excessive risk.

The Manager has determined not to constitute a separate remuneration committee and for remuneration matters to be determined through the Manager’s Operations & Compliance Committee.

The Manager’s Operations & Compliance Committee is responsible for the ongoing implementation of the Manager’s remuneration matters and will assess, oversee and review the remuneration arrangements of the Manager as well as that of the delegates as relevant, in line with the provisions of the applicable remuneration requirements.

The Manager’s parent company is Carne Global Financial Services Limited (“Carne”). Carne operates through a shared services organisational model which provides that Carne employs the majority of staff and enters into inter-group agreements with other Carne Group entities within the group to ensure such entities are resourced appropriately. Additionally, the Manager directly employs a limited number of staff. Each of the Identified Staff, other than one non-executive independent director, are employed and paid directly by Carne and remunerated based on their contribution to the Carne Group as a whole. In return for the services of each of the Carne Identified Staff, the Manager pays an annual staff recharge to Carne (the “Staff Recharge”).

**ADDITIONAL INFORMATION FOR THE YEAR ENDED 31 MARCH 2021 (Unaudited)**

**1. REMUNERATION DISCLOSURE (continued)**

**Manager (continued)**

The non-executive independent director is paid a fixed remuneration and each other Identified Staff member's remuneration is linked to their overall individual contribution to the Carne Group, with reference to both financial and non-financial criteria and not directly linked to the performance of specific business units or targets reached or the performance of the UCITS.

The aggregate of the total Staff Recharge and the remuneration of the independent non-executive director is EUR 1,208,000 paid to 12 individuals for the year ended 31 December 2020. The Manager has also determined that, on the basis of number of sub-funds / net asset value of the UCITS relative to the number of sub-funds / assets under management, the portion of this figure attributable to the UCITS is €2,057.

The company does not pay any fixed or variable remuneration to identified staff of the Investment Manager.

There have been no material changes made to the Remuneration Policy or the Manager's remuneration practices and procedures during the financial year.

**2. SFTR DISCLOSURE**

The Securities Financing Transactions Regulation (SFT Regulation) introduces mandatory reporting for securities financing transactions (SFTs) and sets minimum disclosure and consent requirements on the re-use of collateral, with the aim of reforming shadow banking and improving transparency in the SFT market. The SFT Regulation was formally adopted by the EU on 16 November 2015 and came into force on 12 January 2016. An SFT consists of any transaction that uses assets belonging to a counterparty to generate financing means and comprise for the following:

- repurchase transactions;
- securities or commodities lending, securities or commodities borrowing;
- any transaction having an equivalent economic effect, in particular a buy/sell-back or sell/buy-back transaction; and
- margin lending transaction.

For the year ended 31 March 2021, the Company did not hold any SFTs or total return swaps. The periodical disclosure requirements under SFT Regulation in accordance with Section A of the Annex to SFT Regulation do not apply.